



Disclaimer - Important notices

- (i) The Product Information displayed on this Site has been uploaded by the Issuers of the relevant Products. None of the information displayed on this Site shall form the basis of any contract. Any User of this Site will be required to acknowledge that it has not relied on, or been induced to enter into any contract by, any representation or warranty.
- (ii) The Covered Bond Label Foundation has not independently verified the Product Information displayed on this Site. Accordingly, no representation, warranty or undertaking, express or implied, is made, and no responsibility is accepted, by the Covered Bond Label Foundation as to or in relation to the accuracy or completeness or otherwise of such Product Information."
- (iii) The information provided on or accessible through the Site is not intended for distribution to, or use by, any person or entity in any jurisdiction where such distribution or use would be contrary to local law, or which would subject us or any Issuer, to any authorisation, registration or other requirement within such jurisdiction. You agree not to use or export the information or materials available on or through this Site in violation of laws in your jurisdiction.

TERMS OF USE

This website www.coveredbondlabel.com (the "Site") is owned and operated by the Covered Bond Label Foundation (the Covered Bond Label Foundation together with its affiliates, "we" or "us") a Private Foundation (fondation privée / private stichting) registered in Belgium; whose registered office is at Rue de la Science 14 - 1040 Brussels - Belgium and registered under number 500.950.659 (RPR/RPM Brussels).

The Site is intended for use as a directory of information relating to certain covered bond products ("Products") (the "Product Information") by an issuer of ("Issuer"), or potential investor in ("Investor"), such Products (an Issuer, Investor, or any other person accessing this Site, each a "User" or "you"). The Product Information is provided by each relevant Issuer, and remains at all times the sole responsibility of the relevant Issuer. We have not independently verified any Product Information, nor reviewed whether any Product for which information is available on the Site actually is a covered bond product. This Site or any label made available through it does not constitute, nor contain, any form of credit rating, any offer to sell (or the solicitation of an offer to purchase) any Product, nor does it constitute a recommendation, or investment advice (or any other type of advice) upon which reliance should be placed.

These terms and conditions together with the documents referred to in them set out the terms of use ("T&Cs") on which (a) an Issuer; (b) Investor; or (c) any other User, may make use of the Site. Section A applies primarily to Investors, and Section B applies primarily to Issuers. The General T&Cs in Section C apply to all Users.

Our Acceptable Use Policy and **Privacy Policy** are incorporated into these T&Cs.

Please read the T&Cs carefully before you start to use the Site. By clicking 'Accept' you indicate that you accept these T&Cs and that you agree to abide by them.

If any provision of these T&Cs shall be deemed unlawful, void or for any reason unenforceable, then that provision shall be deemed severable from these terms and shall not affect the validity and enforceability of any remaining provisions.



SECTION A. INVESTOR T&Cs

1. DIRECTORY SERVICES

The Site is intended to provide you with certain information from Issuers regarding the self-certification of their Products as labelled covered bonds. The requirements of the Covered Bond Label Convention are intended to increase transparency, improve investor access to information, and improve liquidity in covered bonds, but they are not a substitute in any way for each User's independent investment and credit evaluation.

The Product Information on this Site is provided for your convenience only, and does not constitute any form of credit rating, an offer to sell (or the solicitation of an offer to purchase) any Product, nor does it constitute a recommendation, or investment advice (or any other type of advice) upon which reliance should be placed.

Users shall exercise independent judgment when viewing the Site and its contents, to make their own investigations and evaluations of the information contained on this Site or accessible through it, and to consult their own attorney, business adviser, tax adviser, and/or any other professional necessary, as to legal, business, tax and investment-related matters concerning the Products and Product Information contained on this Site. No information contained on the Site should be construed as legal, tax, investment, or accounting advice.

Product Information is incorporated into the directory on the Site following the completion of an automated process conducted by the relevant Issuer. The proper conduct of that process and the accuracy and completeness of the Product Information supplied during that process remain at all times the responsibility of the relevant Issuer. While the Product Information contained on the Site is displayed by us in good faith, no representation is made by us as to its completeness or accuracy. **PRODUCT INFORMATION IS DISPLAYED ON THE SITE "AS IS" AND HAS NOT BEEN INDEPENDENTLY VERIFIED BY US. BY YOUR USE OF THE SITE, YOU AGREE THAT WE HAVE NO LIABILITY WHATSOEVER REGARDING THE ACCURACY OF COMPLETENESS OF THE PRODUCT INFORMATION ON THIS SITE.** Inclusion of Product Information in the directory on the Site does not constitute a warranty or representation by us that the Product is a covered bond product or complies with any particular criteria or regulations.

Completion of the relevant self-certification automated process by the Issuer will lead to the grant of the Covered Bond Label. The grant of such label is entirely within the control of the relevant Issuer, and we do not independently verify whether such Issuer complies with the relevant criteria. The existence of a Covered Bond Label does not represent any opinion by us about the creditworthiness of a Product, the value or price of a Product, the appropriateness of a Product's terms, or the Product's future investment performance. Nothing contained on this Site is intended to predict or project future performance.

We make no representation that the Products which are featured on the Site are suitable for you and we disclaim all liability and responsibility arising from any reliance placed on any Product Information or on the Covered Bond Label by any visitor to the Site, or by anyone who may be informed of any of its contents.

From time to time we may make changes to the Site that we feel are appropriate (see Section C, para 3 below).

2. USE OF MATERIALS

Subject to any prohibitions or restrictions stated in third party websites accessible via hyperlinks in the Site over which we have no control, you may view the content published on this Site, and you are welcome to print hard copies of, and/or download, material on it for your personal use or internal business purposes (in which case you are required to preserve in your copies any copyright materials displayed in the original materials and otherwise to acknowledge the Site as the source of the material). All downloading of material from the Site must be in accordance with our Acceptable Use Policy. All other copying is strictly prohibited.

The use of material printed or downloaded from our Site must be in accordance with our Acceptable Use Policy.

3. LINKS FROM AND TO OUR SITE

Where the Site contains hyperlinks to other websites and resources provided by third parties, these links are provided for your information only. We have no control over the contents of those websites or resources, and accept no responsibility for them or for any loss or damage that may arise from your use of them. Users follow links on this Site to external websites at their sole risk.

We accept no liability for and do not endorse any statements, advertisements, information, products or services that are published on or may be accessible through any websites owned or operated by third parties or for any action you may take as a result of using the website.

Those third party websites may also be subject to separate legal terms and conditions, and Issuers may be subject to separate regulation and are solely responsible for satisfying such regulatory requirements. We do not represent or warrant that any Issuer you deal with is fully authorised under or compliant with any law or regulation in any jurisdiction.

You agree not to link any websites to this Site without our express prior written consent. We reserve the right, at any time and for any reason not prohibited by law, to deny permission to anyone to link a website from or to this Site, as well as the right to remove any link currently appearing on our Site.

SECTION B. ISSUER T&Cs

1. DIRECTORY SERVICES AND LABEL

The Issuer is responsible for all Product Information uploaded to and/or validated on the Site by the Issuer or on its behalf, and warrants and represents that all such Product Information is and shall continue to be (and the Issuer shall regularly check the Site in order to ensure that it remains) accurate, complete and up-to-date.

The Issuer understands that we do not limit access to the Site based on the nationality of a User. The Issuer shall be solely responsible for compliance with all laws and regulations applicable to the offer and sale of a Product in all jurisdictions in which such Products are offered.

The Issuer shall indemnify us against, and hold us harmless from, any losses, liabilities or costs (including reasonable administrative and legal costs) suffered by us (including our officers and employees) or by third parties (including Investors and regulatory authorities), in relation to the Product Information and/or the Issuer's use of, and statements regarding, a Covered Bond Label.

We accept no liability in relation to any lack of availability of the Site or any omission of, or any display of incorrect, Product Information on the Site for any reason whatsoever including negligence.

The Issuer shall not make any statement that its receipt of a Covered Bond Label constitutes a recommendation by us to buy, sell or hold any Product, or that it reflects our views on the suitability of any Product for a particular Investor.

2. PRODUCTS

By uploading and/or validating Product Information on our Site, the Issuer warrants and represents that the Product complies with the relevant criteria established by the Label Convention as detailed at www.coveredbondlabel.com/pdf/Covered_Bond_Label_Convention_2015.pdf

3. UPLOADING INFORMATION TO OUR SITE

Whenever you upload and/or validate Product Information on the Site, you warrant and represent that any such contribution complies with the content standards set out in our Acceptable Use Policy, and you shall indemnify us against, and hold us harmless from, any losses, liabilities and costs arising in respect of any breach of that warranty.

You shall promptly notify us in the event that Product Information published on the Site, any representation made to us in connection with obtaining a Covered Product Label, or any other information communicated to us in connection with the Site, becomes false, inaccurate, incomplete, or misleading.

Any information you upload to and/or validate on the Site shall be considered non-confidential and non-proprietary, and we have the right to use, copy, distribute and disclose to third parties such information for any purpose. We also have the right to disclose your identity to any third party who is claiming that any information posted or uploaded by you to the Site constitutes a violation of their intellectual property, privacy or other rights or is otherwise unlawful.



We shall not be responsible, or liable to any third party, for the content or accuracy of any Product Information posted by you or any other user of the Site.

We have the right to remove any information or posting you make on the Site if, in our opinion, such information does not comply with the content standards set out in our Acceptable Use Policy, or for any other reason.

4. LINKING TO OUR SITE

You may link to our home page (www.coveredbondlabel.com), provided you do so in a way that is fair and legal and does not damage our reputation or take advantage of it, but you must not establish a link in such a way as to suggest any form of association, approval or endorsement on our part.

You must not establish a link from any website that is not owned by you.

The Site must not be framed on any other website, nor may you create a link to any part of the Site other than the home page. We reserve the right to withdraw linking permission without notice. The website from which you are linking must comply in all respects with the content standards set out in our Acceptable Use Policy.

5. SECURITY

Issuers are required to register with us in order to use the Site by completing the following Registration Form.

Issuers will be provided with a unique user identification code and password (the "User Details") in order to access the Site for the sole purpose of uploading and/or validating Product Information on the Site. Such User Details are granted by us for the sole and exclusive use of the Issuer.

We reserve the right to alter or cancel User Details and revoke access to the site at any time.

If we need to contact you in relation to your use of the Site, we may contact you by email, telephone or post. The most recent details you have given us will be used. You must promptly inform us of any change in your contact details.

6. DOWNLOADING OF ISSUER PROFILES FROM OUR SITE

An Issuer may download its own profile from our Site in any of the ways expressly permitted by the Site, but Issuers may not download the profiles of any other Issuers or attempt to download profiles from the Site by any other means.

SECTION C. GENERAL T&Cs

1. SITE ACCESS

Access to the Site is permitted on a temporary basis, and we reserve the right to withdraw or amend the service we provide on the Site without notice. We shall not be liable if for any reason the Site is unavailable at any time or for any period of time.

From time to time, we may restrict access to the Site (either partially or in its entirety).

If you are provided with a user identification code, password or any other piece of information as part of our security procedures you must treat such information as confidential, and you must not disclose it to any third party. We have the right to disable any user identification code or password, whether chosen by you or allocated by us, at any time, if in our opinion you have failed to comply with any of the provisions of these T&Cs, or for any other reason.

When using the Site, you must comply with the provisions of our **Acceptable Use Policy**. You shall indemnify us against, and hold us harmless from, any losses, liabilities or costs (including reasonable administrative and legal costs) suffered by us (including our officers and employees) or by third parties (including Investors and regulatory authorities) as a result of any breaches of our **Acceptable Use Policy** that you commit.

You are responsible for making all arrangements necessary for you to have access to the Site. You are also responsible for ensuring that all persons who access the Site through your internet connection are aware of these T&Cs and that they comply with them.

2. INTELLECTUAL PROPERTY

All rights in this Site unless otherwise indicated, are owned by us. This Site and all content published on this Site, unless otherwise indicated, are protected by copyright in Belgium and other jurisdictions across the world. All trademarks and devices displayed on this Site, unless otherwise indicated, are owned by us and may be registered in many jurisdictions across the world. Save as provided in these T&Cs, any use or reproduction of these trademarks and/or devices is prohibited.

You must not use any part of the materials on the Site for commercial purposes without our consent.

3. SITE CHANGES

We aim to update the Site on a regular basis, and may change the content at any time. If the need arises, we reserve the right to suspend access to the Site, or close it indefinitely.

4. OUR LIABILITY

The Product Information displayed on the Site is provided by the Issuer, and the granting of any label made available through the website is under the sole control of the Issuer, in each case without any guarantees, conditions, warranties or representations from us as to its accuracy or completeness. To the extent permitted by law, we, and any third parties connected to us, hereby expressly exclude:

- all conditions, warranties and other terms which might otherwise be implied by any applicable law or regulation; and
- any liability for any direct, indirect or consequential loss or damage incurred by any User in connection with the Site or in connection with the use, inability to use or results of the use of the Site, any websites linked to it and any materials posted on it (including, without limitation, the omission of, or the display of incorrect, Product Information on the Site) or in connection with any Product, including loss of: income, revenue, business, profits, contracts, anticipated savings, information, or goodwill, regardless of how any such loss or damage is caused.

5. INFORMATION ABOUT YOU AND VISITS TO OUR SITE

We process information about you in accordance with our Privacy Policy. By using the Site, you consent to such processing and you warrant that all information provided by you is accurate.

6. VIRUSES, HACKING, OTHER OFFENCES

You must not misuse the Site by knowingly introducing viruses, 'trojan horses', worms, logic bombs or other material which is maliciously or technologically harmful. You must not attempt to gain unauthorised access to the Site, the server on which the Site is stored, or any server, computer or database connected to the Site. You must not attack the Site via a denial-of-service attack or a distributed denial-of-service attack.

By breaching this provision, you would commit a criminal offence under the law of 28 November 2000 on computer crime. We shall report any such breach to the relevant law enforcement authorities and we shall co-operate with those authorities by disclosing your identity to them. In the event of such breach, your right to use the Site will cease immediately.

We will not be liable for any loss or damage caused by a distributed denial-of-service attack, viruses or other technologically harmful material that may infect your computer equipment, computer programs, information or other proprietary material due to your use of the Site or to your downloading of any information posted on it or on any website linked to it.

We do not warrant that this Site or any software or material of whatsoever nature available on or downloaded from it will be free from viruses or defects, compatible with your equipment or fit for any purpose. It is your responsibility to use suitable anti-virus software on any software or other material that you may download from this Site and to ensure the compatibility of such software or material with your equipment and software.

We reserve the right to prohibit any activities of any nature or description that, in our sole discretion, might tend to damage or injure our commercial reputation or goodwill or the reputations or goodwill of any of the providers or subscribers to this Site.

7. JURISDICTION AND APPLICABLE LAW



The courts of Brussels, Belgium shall have exclusive jurisdiction over any claim arising from, or related to, a visit to the Site or these T&Cs.

These T&Cs and any dispute or claim arising out of or in connection with them or their subject matter or formation (including non-contractual disputes or claims) shall be governed by and construed in accordance with the laws of Belgium.

8. VARIATIONS

We may revise these T&Cs at any time by amending this page. You are expected to check this page from time to time to take notice of any changes we have made, as they are binding on you. Certain of the provisions contained in these T&Cs may also be superseded by provisions or notices published elsewhere on the Site.

9. CONTACTS

Details of how to contact us are available by clicking on Contact Us.

We shall inform you if any of our contact details change by posting a notice on the Site.

SECTION D. CBFL ACCEPTABLE USE POLICY

This acceptable use policy (the "Policy") sets out the terms agreed between a user of the website ("you") and the Covered Bond Label Foundation ("we" or "us") on which you may use the website www.coveredbondlabel.com (the "Site"). The Policy shall apply to all users of, and visitors to, the Site.

Your use of the Site means that you accept, and agree to abide by, all the terms of the Policy, which supplement our Terms of Use.

1. PROHIBITED USES

You may use the Site for lawful purposes only. You may not use the Site:

- in any way that breaches any applicable local, national or international law or regulation;
- in any way which breaches or contravenes our content standards (see para 2 below);
- in any way that is unlawful or fraudulent, or has any unlawful or fraudulent purpose or effect;
- to transmit, or procure the sending of, any unsolicited or unauthorised advertising or promotional material or any other form of similar solicitation (spam); or
- to knowingly transmit any information, send or upload any material that contains viruses, Trojan horses, worms, time-bombs, keystroke loggers, spyware, adware or any other harmful programs or similar computer code designed to adversely affect the operation of any computer software or hardware.

You also agree:

- not to reproduce, duplicate, copy or re-sell any part of the Site in contravention of the provisions of our Terms of Use; and
- not to access without authority, interfere with, damage or disrupt:
 - any part of the Site;
 - any equipment or network on which the Site is stored;
 - any software used in the provision of the Site; or
 - any equipment or network or software owned or used by any third party.

2. CONTENT STANDARDS

These content standards apply to any and all information (the "Information") which you contribute to the Site.

Information must:

- be accurate; and
- comply with applicable law in Belgium and in any country from which it is posted.

Information must not:

- infringe any copyright, database right, trade mark or other proprietary right of any other person;
- be likely to deceive any person; or
- be provided in breach of any legal duty owed to any person, such as a contractual duty or a duty of confidence;

3. SUSPENSION AND TERMINATION

We will determine, at our sole discretion, whether your use of the Site has caused a breach of the Policy. When a breach of the Policy has occurred, we may take such action as we deem reasonable.

Failure to comply with the Policy will constitute a material breach of our Terms of Use upon which you are permitted to use the Site, and may result in us taking any of the following actions:

- immediate, temporary or permanent withdrawal of your right to use the Site;
- immediate, temporary or permanent removal of any Information uploaded by you to the Site;
- legal proceedings against you for reimbursement of all costs on an indemnity basis (including, but not limited to, reasonable administrative and legal costs) resulting from the breach;
- disclosure of information to law enforcement authorities as requested by law or as we reasonably feel is necessary; or
- any other action we deem to be appropriate;

4. DOWNLOADING AND USE OF INFORMATION FROM OUR SITE

You may download information from our Site in any of the ways expressly permitted by the Site. Where indicated by the Site, you shall supply all the details requested and accept all the applicable terms and conditions before attempting to download any information from the Site. You shall not attempt to download profiles from the Site by any other means.

You may use information that has been downloaded from our Site in accordance with our permitted procedures and/or hard copies of information printed from our Site for your personal use or internal business purposes only (in which case you are required to preserve in your copies any copyright materials displayed in the original materials and otherwise to acknowledge the Site as the source of the material). You may not distribute or show any materials downloaded or printed from our Site to any third parties or quote or refer to any such materials in communications with third parties without obtaining our prior written permission. Any such permission would only be granted by us on terms that the third party in question, prior to viewing any material from our Site, accepts and agrees to comply with these T&Cs as if the third party were a User of the Site.

Regardless of any permission that may be granted by us for you to distribute or show materials downloaded or printed from our Site to third parties, you must not use or export the information or materials available on or through this Site in violation of laws in your, or any other applicable, jurisdiction. It remains your responsibility at all times to ensure that such laws are not violated.

5. CHANGES TO THE POLICY



We may revise the Policy at any time by amending this page. You are expected to check this page from time to time to take notice of any changes we make, as they are legally binding on you. Some of the provisions contained in the Policy may also be superseded by provisions or notices published elsewhere on the Site.

SECTION E. CBFL PRIVACY POLICY

The Covered Bond Label Foundation ("we" or "us") is committed to protecting and respecting the privacy of our users.

This policy (together with our Terms of Use and any other documents referred to on it) sets out the basis on which any personal information we collect from, or that is provided to us by, a user (including from any individual who represents, and/or acts on behalf of, a user) ("you") will be processed by us or by third parties. Please read the following carefully to understand our views and practices regarding your personal information and how we will treat it.

For the purpose of the Law of 8 December 1992 on the protection of privacy in relation to processing of personal information (*loi relative à la protection de la vie privée à l'égard des traitements de données à caractère personnel / wet tot bescherming van de persoonlijke levensfeer ten opzichte van de verwerking van persoonsgegevens*) (the "Belgian DPL"), we (the Covered Bond Label Foundation) are the data controller.

1. INFORMATION COLLECTION AND PROCESSING

We may collect and process the following information about you:

- information that you provide by completing any form on our website (www.coveredbondlabel.com) (the "Site"). This includes information provided at the time of registering to use the Site, subscribing to our service, posting material or requesting further services;
- if you contact us, we may keep a record of that correspondence; and
- details of your visits to the Site and the resources that you access.

This information may include personal information (such as your name or title) and we will only process such personal information for the purposes set out in paragraph 2 below in accordance with the Belgian DPL

2. INFORMATION USE

We may collect and process your personal information for the following purposes:

- to ensure that content from the Site is presented in the most effective manner for your computer;
- to provide you with information, products or services that you request from us or which we feel may interest you; and
- to notify you about changes to our service.

If you do not want us to use your information in this way, or to pass your details on to third parties for marketing purposes, you can refuse consent to such processing by ticking the relevant box situated on the form on which we collect your information.

3. TRANSFER AND STORAGE OF PERSONAL INFORMATION

You agree that your personal information may be communicated to third parties:

- if we are under a duty to disclose or share your personal information in order to comply with any legal obligation, or in order to enforce or apply our Terms of Use and other agreements;
 - in the case of any legitimate interest; and
 - for direct marketing purposes (unless you object to such processing in accordance with paragraph 2 above).
- By submitting your personal information, you also agree that such information may be transferred to, and stored at, a destination outside the European Economic Area ("EEA"), whether or not an adequate level of protection is ensured for personal information in the country of reception.
- Your personal information may also be processed by staff operating outside the EEA who work for us or for one of our processors for the same purposes as listed in paragraph 2 above. Such staff may be engaged in, among other things, the provision of support services.

4. SECURITY

We will take all steps reasonably necessary to ensure that your information is treated securely and in accordance with this privacy policy, and to prevent personal information being accessible to and processed by unauthorised parties, or being accidentally changed or deleted. There are internal security measures in place to protect the premises, servers, network, data transfers, and the information itself.

You acknowledge however that the transmission of information via the internet is not completely secure. While we will use reasonable endeavours to protect your personal information, we cannot fully guarantee the security of your information transmitted to the Site.

Where we have given you a password which enables you to access certain parts of the Site, you are responsible for keeping this password confidential. We ask you not to share your password with anyone.

5. YOUR RIGHTS

The Belgian DPL gives you the right to access or, where incorrect, amend or delete (at your request and free of charge) personal information pertaining to you. You can exercise these rights at any time by contacting us by email by clicking on Contact Us or by letter addressed to Covered Bond Label Foundation Rue de la Science 14 - 1040 Brussels - Belgium.

You also have the right to ask us not to process your personal information for marketing purposes. You can exercise your right to prevent such processing by checking certain boxes on the forms we use to collect your information or by contacting us by email or by letter in accordance with the above.

6. CHANGES TO OUR PRIVACY POLICY

Any changes we may make to our privacy policy in the future will be posted on this page.

7. CONTACT

If you have any questions about this policy, the collection and use of your personal information or other privacy-specific concerns please contact us by clicking on Contact Us .

Harmonised Transparency Template

2022 Version

Denmark
Realkredit Danmark

Reporting Date: 09-11-2022

Cut-off Date: 30-09-2022



Index

Worksheet A: HTT General

Worksheet B1: HTT Mortgage Assets

Worksheet B2: HTT Public Sector Assets

Worksheet B3: HTT Shipping Assets

Worksheet C: HTT Harmonised Glossary

Covered Bond Label Disclaimer

Worksheet D & Onwards (If Any): National Transparency Template

Worksheet E: Optional ECB-ECAIs data

Worksheet F1: Optional Sustainable M data

Temp. Optional COVID 19 impact

Completion Instructions

Please delete this tab once you have completed this file

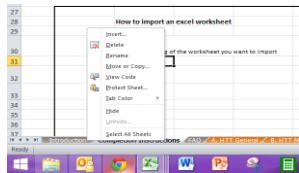
1. Every pool has one separate HTT. Issuers with more than one cover pool have to present as many separate HTTs as the number of pools.
2. All cells that include "[For completion]" and "[Mark as ND if not relevant]" needs to be completed
3. The "[For completion]" or "[Mark as ND if not relevant]" cells could be filled with:
 - 3.A Numbers: Please insert the appropriate data
 - 3.B Letters: Please insert either No Data (ND)
 - (i) ND1: Please complete the cell with ND1 when the information is not applicable for the jurisdiction
 - (ii) ND2: Please complete the cell with ND2 when the information is not relevant for the issuer and/or CB programme at the present time
 - (iii) ND3: Please complete the cell with ND3 when the information is not available at the present time
4. Please note that the percentage cells will be automatically completed by the spreadsheet.
5. The wording of the tabs referring to the HTT (the ones with an orange tab colour) are not to be changed.
6. Should you wish to insert your National Transparency Template worksheet(s) in the HTT, please follow our instructions in the box below.

Please do not forget to change the name of the worksheet in order to be consistent with the numbering of the existing ones (starting with D.).
Please update the Introduction Tab accordingly.
7. Please delete tab D (Insert National Transparency Template) and the example tabs if unused.

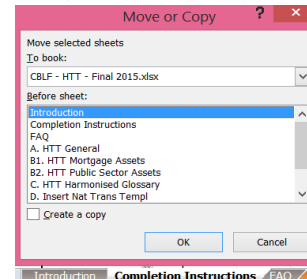
Please update the introduction Tab accordingly.
8. Should you make references to external documents or cells in this document, please insert the hyperlink.
9. Since HTT 2018 various fields as well as the amount of rows and columns are blocked in order to guarantee the uniformity of the HTT architecture which enables to run automated reporting programs. In order to guarantee this uniformity the Secretariat will not provide 'unprotected' HTTs to the issuers
10. Since the loan bucket size of the loan size information (Tab. B1 HTT mortgage Assets - section 7.10 and 7.15, Tab. B2 HTT Public Sector Assets - section 8.2, Tab B3. HTT Shipping Assets - section 9.8) is decided at national level, please follow the agreed dispositions which can be found in the HTT Completion Guideline
11. Since the regional breakdown denomination (Tab. B1 HTT Mortgage Assets - section 7.5., Tab B2 HTT Public Sector Assets - section 8.5) is decided at national level, please follow the agreed dispositions which can be found in the HTT Completion Guideline
12. For any further questions on how to complete the HTT please consult in the following order:
 - (i) the HTT Completion Guideline
 - (ii) the relevant National Coordinator
 - (iii) the Covered Bond Label Secretariat

How to import an excel worksheet

1. Click on the tab of the worksheet you want to import
2. Select "Move or Copy"



3. Select the excel file where you want to transfer your worksheet from the dropdown menu
4. In the box Before Sheet, please select "(move to end)"
5. Do not forget to tick the "Create a copy" box and press ok





Frequently Asked Questions (FAQ)

Please delete this tab once you have completed this file

Harmonised Transparency Template - Frequently Asked Questions	
General Questions	
Question 1: What is the structure of the Harmonised Transparency Template (HTT)?	
Response 1	The HTT contains 5 main worksheets (A, B1, B2, B3 and C). The first worksheet (A) includes the HTT general information. The second worksheet (B1) presents the mortgage information. The third worksheet (B2) contains the public sector information. The fourth worksheet (B3) contains shipping information. The fifth worksheet (C) represents the HTT glossary, which has a harmonised section across jurisdictions at the top, but also a section for national specificities below. Any additional tabs (D, E, etc.), will contain the National Transparency Template (NTT) information where relevant.
Question 2: Is the HTT going to replace the National Transparency Template (NTT)?	
Response 2	The HTT is compulsory in order to be considered Covered Bond Label compliant. The NTT can be added in order to provide further information at national discretion.
Question 3: What is the reporting frequency of the HTT?	
Response 3	The reporting of the HTT is the same as the reporting of the National Transparency Template (NTT), i.e. at least quarterly.
Question 4: Where should the HTT be posted?	
Response 4	The HTT should be posted in the same location as the National Transparency Template (NTT) is currently posted, i.e. on the issuer's website. There is no common platform for the HTT.
Question 5: In what format the HTT should be disclosed?	
Response 5	The HTT should be disclosed in Excel format in so far as it is possible, as already suggested by the Label Advisory Council and investors. Where issuers are currently providing the Template in both Excel and PDF formats, they are encouraged to continue to do so.
Question 6: Where can I find the reporting date?	
Response 6	The reporting date can be found in the Introduction Tab and in the "Basic Facts" section of worksheet A.
Question 7: What happens when I cannot complete a section of the HTT?	
Response 7	When the information is either (i) not applicable for the jurisdiction, (ii) not relevant for the issuer and/or CB programme at the present time; or (iii) not available at the present time; issuers are kindly requested to include ND1, ND2 or ND3 respectively.
Specific Questions	
Question 8: Does the Harmonised Transparency Template only contain disaggregated information for mortgages and public sector?	
Response 8	Indeed, the HTT only provides disaggregated information for mortgage and public sector assets which represent 99.6% of total outstanding. Information in more detail on other collateral types can always be included in worksheet E, which may contain the National Transparency Template (NTT).
Question 9: How should the "liquid assets" be calculated in the section 3 "General Cover Pool / Covered Bond Information" of the HTT?	
Response 9	Liquid assets are defined as central bank eligible assets, substitute and other marketable assets. This total is calculated over both outstanding covered bonds and outstanding cover assets.
Question 10: How should the "expected" and "contractual" columns of the "Cover pool amortisation profile" be understood?	
Response 10	Contractual maturities assume no prepayment scenario unlike expected maturities. Jurisdictions/issuers publishing the two should disclose their prepayment assumptions for the latter.
Question 11: How should the hedging columns included in section 3 "General Cover Pool / Covered Bond Information" of the HTT be understood?	
Response 11	The currency breakdown before/after hedging aims to assess the potential currency mismatch on the asset and liability sides. This is supplemented by explanations on the issuer's hedging strategy in the Harmonised Glossary.



A. Harmonised Transparency Template - General Information

Reporting in Domestic Currency	DKK
--------------------------------	-----

CONTENT OF TAB A
1. Basic Facts 2. Regulatory Summary 3. General Cover Pool / Covered Bond Information 4. References to Capital Requirements Regulation (CRR) 129(7) 5. References to Capital Requirements Regulation (CRR) 129(1) 6. Other relevant information

Field Number	1. Basic Facts	
G.1.1.1	Country	Denmark
G.1.1.2	Issuer Name	Realkredit Denmark
G.1.1.3	Link to Issuer's Website	www.rd.dk
G.1.1.4	Cut-off date	30-sep-22
OG.1.1.1	<i>Optional information e.g. Contact names</i>	
OG.1.1.2	<i>Optional information e.g. Parent name</i>	
OG.1.1.3		
OG.1.1.4		
OG.1.1.5		
OG.1.1.6		
OG.1.1.7		
OG.1.1.8		
2. Regulatory Summary		
G.2.1.1	UCITS Compliance (Y/N)	Y
G.2.1.2	CRR Compliance (Y/N)	Y



G.2.1.3

[LCR status](#)

<https://www.coveredbondlabel.com/issuer/5/>

OG.2.1.1

OG.2.1.2

OG.2.1.3

OG.2.1.4

OG.2.1.5

OG.2.1.6

3. General Cover Pool / Covered Bond Information

1. General Information

Nominal (mn)

G.3.1.1	Total Cover Assets	311.838
G.3.1.2	Outstanding Covered Bonds	293.000
OG.3.1.1	Cover Pool Size [NPV] (mn)	
OG.3.1.2	Outstanding Covered Bonds [NPV] (mn)	
OG.3.1.3		
OG.3.1.4		

2. Over-collateralisation (OC)

Legal / Regulatory

G.3.2.1	OC (%)	8,0%
OG.3.2.1	Optional information e.g. Asset Coverage Test (ACT)	
OG.3.2.2	Optional information e.g. OC (NPV basis)	
OG.3.2.3		
OG.3.2.4		
OG.3.2.5		
OG.3.2.6		

3. Cover Pool Composition

Nominal (mn)

G.3.3.1	Mortgages	293.000
G.3.3.2	Public Sector	
G.3.3.3	Shipping	
G.3.3.4	Substitute Assets	18.838
G.3.3.5	Other	
G.3.3.6	Total	311.838
OG.3.3.1	<i>o/w [If relevant, please specify]</i>	
OG.3.3.2	<i>o/w [If relevant, please specify]</i>	



OG.3.3.3 *o/w [If relevant, please specify]*
 OG.3.3.4 *o/w [If relevant, please specify]*
 OG.3.3.5 *o/w [If relevant, please specify]*
 OG.3.3.6 *o/w [If relevant, please specify]*

4. Cover Pool Amortisation Profile		Contractual
G.3.4.1	Weighted Average Life (in years)	26
	Residual Life (mn)	
	By buckets:	
G.3.4.2	0 - 1 Y	8.290
G.3.4.3	1 - 2 Y	2.765
G.3.4.4	2 - 3 Y	4.745
G.3.4.5	3 - 4 Y	2.000
G.3.4.6	4 - 5 Y	1.802
G.3.4.7	5 - 10 Y	6.967
G.3.4.8	10+ Y	285.270
G.3.4.9	Total	311.839
OG.3.4.1	<i>o/w 0-1 day</i>	
OG.3.4.2	<i>o/w 0-0.5y</i>	
OG.3.4.3	<i>o/w 0.5-1 y</i>	
OG.3.4.4	<i>o/w 1-1.5y</i>	
OG.3.4.5	<i>o/w 1.5-2 y</i>	
OG.3.4.6		
OG.3.4.7		
OG.3.4.8		
OG.3.4.9		
OG.3.4.10		

5. Maturity of Covered Bonds		Initial Maturity
G.3.5.1	Weighted Average life (in years)	27
	Maturity (mn)	
	By buckets:	
G.3.5.2	0 - 1 Y	0
G.3.5.3		



G.3.5.4	1 - 2 Y	0
G.3.5.5	2 - 3 Y	0
G.3.5.6	3 - 4 Y	54
G.3.5.7	4 - 5 Y	345
G.3.5.8	5 - 10 Y	4.250
G.3.5.9	10+ Y	288.401
G.3.5.10	Total	<u>293.050</u>
OG.3.5.1	<i>o/w 0-1 day</i>	
OG.3.5.2	<i>o/w 0-0.5y</i>	
OG.3.5.3	<i>o/w 0.5-1 y</i>	
OG.3.5.4	<i>o/w 1-1.5y</i>	
OG.3.5.5	<i>o/w 1.5-2 y</i>	
OG.3.5.6		
OG.3.5.7		
OG.3.5.8		
OG.3.5.9		
OG.3.5.10		

6. Cover Assets - Currency		Nominal [before hedging] (mn)
G.3.6.1	EUR	10
G.3.6.2	AUD	
G.3.6.3	BRL	
G.3.6.4	CAD	
G.3.6.5	CHF	
G.3.6.6	CZK	
G.3.6.7	DKK	292.990
G.3.6.8	GBP	
G.3.6.9	HKD	
G.3.6.10	JPY	
G.3.6.11	KRW	
G.3.6.12	NOK	
G.3.6.13	PLN	
G.3.6.14	SEK	
G.3.6.15	SGD	



G.3.6.16	USD		
G.3.6.17	Other		
G.3.6.18		Total	293.000
OG.3.6.1		<i>o/w [If relevant, please specify]</i>	
OG.3.6.2		<i>o/w [If relevant, please specify]</i>	
OG.3.6.3		<i>o/w [If relevant, please specify]</i>	
OG.3.6.4		<i>o/w [If relevant, please specify]</i>	
OG.3.6.5		<i>o/w [If relevant, please specify]</i>	
OG.3.6.6		<i>o/w [If relevant, please specify]</i>	
OG.3.6.7		<i>o/w [If relevant, please specify]</i>	

7. Covered Bonds - Currency

Nominal [before hedging] (mn)

G.3.7.1	EUR		10
G.3.7.2	AUD		
G.3.7.3	BRL		
G.3.7.4	CAD		
G.3.7.5	CHF		
G.3.7.6	CZK		
G.3.7.7	DKK		292.990
G.3.7.8	GBP		
G.3.7.9	HKD		
G.3.7.10	JPY		
G.3.7.11	KRW		
G.3.7.12	NOK		0
G.3.7.13	PLN		
G.3.7.14	SEK		0
G.3.7.15	SGD		
G.3.7.16	USD		
G.3.7.17	Other		
G.3.7.18		Total	293.000
OG.3.7.1		<i>o/w [If relevant, please specify]</i>	
OG.3.7.2		<i>o/w [If relevant, please specify]</i>	
OG.3.7.3		<i>o/w [If relevant, please specify]</i>	
OG.3.7.4		<i>o/w [If relevant, please specify]</i>	



OG.3.7.5 *o/w [If relevant, please specify]*
 OG.3.7.6 *o/w [If relevant, please specify]*
 OG.3.7.7 *o/w [If relevant, please specify]*

8. Covered Bonds - Breakdown by interest rate		Nominal [before hedging] (mn)
G.3.8.1	Fixed coupon	291.633
G.3.8.2	Floating coupon	971
G.3.8.3	Other	396
G.3.8.4	Total	<u>293.000</u>

OG.3.8.1
 OG.3.8.2
 OG.3.8.3
 OG.3.8.4
 OG.3.8.5

9. Substitute Assets - Type		Nominal (mn)
G.3.9.1	Cash	
G.3.9.2	Exposures to/guaranteed by Supranational, Sovereign, Agency (SSA)	0
G.3.9.3	Exposures to central banks	1.945
G.3.9.4	Exposures to credit institutions	16.893
G.3.9.5	Other	
G.3.9.6	Total	<u>18.838</u>

OG.3.9.1 *o/w EU gvts or quasi govts*
 OG.3.9.2 *o/w third-party countries Credit Quality Step 1 (CQS1) gvts or quasi govts*
 OG.3.9.3 *o/w third-party countries Credit Quality Step 2 (CQS2) gvts or quasi govts*
 OG.3.9.4 *o/w EU central banks*
 OG.3.9.5 *o/w third-party countries Credit Quality Step 1 (CQS1) central banks*
 OG.3.9.6 *o/w third-party countries Credit Quality Step 2 (CQS2) central banks*
 OG.3.9.7 *o/w CQS1 credit institutions*
 OG.3.9.8 *o/w CQS2 credit institutions*



OG.3.9.9
 OG.3.9.10
 OG.3.9.11
 OG.3.9.12

10. Substitute Assets - Country		Nominal (mn)
G.3.10.1	Domestic (Country of Issuer)	18.838
G.3.10.2	Eurozone	0
G.3.10.3	Rest of European Union (EU)	
G.3.10.4	European Economic Area (not member of EU)	
G.3.10.5	Switzerland	
G.3.10.6	Australia	
G.3.10.7	Brazil	
G.3.10.8	Canada	
G.3.10.9	Japan	
G.3.10.10	Korea	
G.3.10.11	New Zealand	
G.3.10.12	Singapore	
G.3.10.13	US	
G.3.10.14	Other	
G.3.10.15	Total EU	0
G.3.10.16	Total	18.838
OG.3.10.1	<i>o/w [If relevant, please specify]</i>	
OG.3.10.2	<i>o/w [If relevant, please specify]</i>	
OG.3.10.3	<i>o/w [If relevant, please specify]</i>	
OG.3.10.4	<i>o/w [If relevant, please specify]</i>	
OG.3.10.5	<i>o/w [If relevant, please specify]</i>	
OG.3.10.6	<i>o/w [If relevant, please specify]</i>	
OG.3.10.7	<i>o/w [If relevant, please specify]</i>	
11. Liquid Assets		Nominal (mn)
G.3.11.1	Substitute and other marketable assets	18.838
G.3.11.2	Central bank eligible assets	
G.3.11.3	Other	
G.3.11.4	Total	18.838



OG.3.11.1	<i>o/w [If relevant, please specify]</i>
OG.3.11.2	<i>o/w [If relevant, please specify]</i>
OG.3.11.3	<i>o/w [If relevant, please specify]</i>
OG.3.11.4	<i>o/w [If relevant, please specify]</i>
OG.3.11.5	<i>o/w [If relevant, please specify]</i>
OG.3.11.6	<i>o/w [If relevant, please specify]</i>
OG.3.11.7	<i>o/w [If relevant, please specify]</i>

12. Bond List

G.3.12.1	Bond list	https://www.coveredbondlabel.com/issuer/5/
----------	-----------	---

13. Derivatives & Swaps

G.3.13.1	Derivatives in the register / cover pool [notional] (mn)
G.3.13.2	Type of interest rate swaps (intra-group, external or both)
G.3.13.3	Type of currency rate swaps (intra-group, external or both)
OG.3.13.1	<i>NPV of Derivatives in the cover pool (mn)</i>
OG.3.13.2	<i>Derivatives outside the cover pool [notional] (mn)</i>
OG.3.13.3	<i>NPV of Derivatives outside the cover pool (mn)</i>
OG.3.13.4	
OG.3.13.5	

14. Sustainable or other special purpose strategy - optional

G.3.14.1	Cover pool involved in a sustainable/special purpose strategy? (Y/N)	
G.3.14.2	If yes to G.3.14.1 is there a commitment (1) or are already sustainable components present (2)?	
G.3.14.3	specific criteria	[ESG, SDG, blue loan etc.]
G.3.14.4	link to the committed objective criteria	
OG.3.14.1		https://www.rd.dk/da-dk/investor/Library/Pages/
OG.3.14.2		
OG.3.14.3		
OG.3.14.4		
OG.3.14.5		
OG.3.14.6		
OG.3.14.7		



OG.3.14.8
OG.3.14.9
OG.3.14.10
OG.3.14.11
OG.3.14.12
OG.3.14.13
OG.3.14.14
OG.3.14.15
OG.3.14.16
OG.3.14.17
OG.3.14.18
OG.3.14.19
OG.3.14.20
OG.3.14.21
OG.3.14.22
OG.3.14.23
OG.3.14.24
OG.3.14.25
OG.3.14.26
OG.3.14.27
OG.3.14.28
OG.3.14.29
OG.3.14.30
OG.3.14.31
OG.3.14.32
OG.3.14.33
OG.3.14.34
OG.3.14.35
OG.3.14.36
OG.3.14.37
OG.3.14.38
OG.3.14.39
OG.3.14.40



OG.3.14.41

4. References to Capital Requirements Regulation (CRR)

129(7)

Row

The issuer believes that, at the time of its issuance and based on transparency data made publicly available by the issuer, these covered bonds would satisfy the eligibility criteria whether or not exposures in the form of covered bonds are eligible to preferential treatment under Regulation (EU) 575/2013 is ultimately a matter to be determined by a relevant authority.

G.4.1.1	(i)	Value of the cover pool outstanding covered bonds:	38
G.4.1.2	(i)	Value of covered bonds:	39
G.4.1.3	(ii)	Geographical distribution:	#REF!
G.4.1.4	(ii)	Type of cover assets:	52
G.4.1.5	(ii)	Loan size:	#REF!
G.4.1.6	(ii)	Interest rate risk - cover pool:	#REF!
G.4.1.7	(ii)	Currency risk - cover pool:	111
G.4.1.8	(ii)	Interest rate risk - covered bond:	163
G.4.1.9	(ii)	Currency risk - covered bond:	137

G.4.1.10 (Please refer to "Tab D. HTT Harmonised Glossary" for hedging strategy) [17 for Harmonised Glossary](#)

G.4.1.11	(iii)	Maturity structure of cover assets:	65
G.4.1.12	(iii)	Maturity structure of covered bonds:	88
G.4.1.13	(iv)	Percentage of loans more than ninety days past due:	#REF!

OG.4.1.1
OG.4.1.2
OG.4.1.3
OG.4.1.4
OG.4.1.5
OG.4.1.6
OG.4.1.7
OG.4.1.8
OG.4.1.9
OG.4.1.10

5. References to Capital Requirements Regulation (CRR)

129(1)

G.5.1.1	Exposure to credit institute credit quality step 1 & 2	[For completion]
---------	--	------------------



OG.5.1.1
OG.5.1.2
OG.5.1.3
OG.5.1.4
OG.5.1.5
OG.5.1.6

6. Other relevant information

1. Optional information e.g. Rating triggers

OG.6.1.1	<i>NPV Test (passed/failed)</i>
OG.6.1.2	<i>Interest Coverage Test (passed/failed)</i>
OG.6.1.3	<i>Cash Manager</i>
OG.6.1.4	<i>Account Bank</i>
OG.6.1.5	<i>Stand-by Account Bank</i>
OG.6.1.6	<i>Servicer</i>
OG.6.1.7	<i>Interest Rate Swap Provider</i>
OG.6.1.8	<i>Covered Bond Swap Provider</i>
OG.6.1.9	<i>Paying Agent</i>
OG.6.1.10	<i>Other optional/relevant information</i>
OG.6.1.11	<i>Other optional/relevant information</i>
OG.6.1.12	<i>Other optional/relevant information</i>
OG.6.1.13	<i>Other optional/relevant information</i>
OG.6.1.14	<i>Other optional/relevant information</i>
OG.6.1.15	<i>Other optional/relevant information</i>
OG.6.1.16	<i>Other optional/relevant information</i>
OG.6.1.17	<i>Other optional/relevant information</i>
OG.6.1.18	<i>Other optional/relevant information</i>
OG.6.1.19	<i>Other optional/relevant information</i>
OG.6.1.20	<i>Other optional/relevant information</i>
OG.6.1.21	<i>Other optional/relevant information</i>
OG.6.1.22	<i>Other optional/relevant information</i>
OG.6.1.23	<i>Other optional/relevant information</i>
OG.6.1.24	<i>Other optional/relevant information</i>
OG.6.1.25	<i>Other optional/relevant information</i>



OG.6.1.26	<i>Other optional/relevant information</i>
OG.6.1.27	<i>Other optional/relevant information</i>
OG.6.1.28	<i>Other optional/relevant information</i>
OG.6.1.29	<i>Other optional/relevant information</i>
OG.6.1.30	<i>Other optional/relevant information</i>
OG.6.1.31	<i>Other optional/relevant information</i>
OG.6.1.32	<i>Other optional/relevant information</i>
OG.6.1.33	<i>Other optional/relevant information</i>
OG.6.1.34	<i>Other optional/relevant information</i>
OG.6.1.35	<i>Other optional/relevant information</i>
OG.6.1.36	<i>Other optional/relevant information</i>
OG.6.1.37	<i>Other optional/relevant information</i>
OG.6.1.38	<i>Other optional/relevant information</i>
OG.6.1.39	<i>Other optional/relevant information</i>
OG.6.1.40	<i>Other optional/relevant information</i>
OG.6.1.41	<i>Other optional/relevant information</i>
OG.6.1.42	<i>Other optional/relevant information</i>
OG.6.1.43	<i>Other optional/relevant information</i>
OG.6.1.44	<i>Other optional/relevant information</i>
OG.6.1.45	<i>Other optional/relevant information</i>



HTT 2022

REALKREDIT
Danmark





Actual	Minimum Committed	Purpose
6,4%	8,0%	

% Cover Pool	
	94,0%
	0,0%
	0,0%
	6,0%
	0,0%
	100,0%



Expected Upon Prepayments	% Total Contractual	% Total Expected Upon Prepayments
	2,7%	
	0,9%	
	1,5%	
	0,6%	
	0,6%	
	2,2%	
	91,5%	
0,0	100,0%	0,0%
	0,0%	
	0,0%	
	0,0%	
	0,0%	
	0,0%	
	0,00%	
	0,00%	
Extended Maturity	% Total Initial Maturity	% Total Extended Maturity

0,0%



	0,0%	
	0,0%	
	0,0%	
	0,1%	
	1,5%	
	98,4%	
0,0	100,0%	0,0%

Nominal [after hedging] (mn)	% Total [before]	% Total [after]
------------------------------	------------------	-----------------

0,0%

100,0%



0,0

100,0%

0,0%

0,0%

0,0%

0,0%

0,0%

0,0%

0,0%

Nominal [after hedging] (mn)

% Total [before]

% Total [after]

0,0%

100,0%

0,0%

0,0%

0,0

100,0%

0,0%



Nominal [after hedging] (mn)	% Total [before]	% Total [after]
	99,5%	
	0,3%	
	0,1%	
0,0	<hr/> 100,0%	0,0%

% Substitute Assets
0,0%
0,0%
89,7%
0,0%
<hr/> 89,7%

0,0%



% Substitute Assets

100,0%
0,0%
0,0%
0,0%
0,0%
0,0%
0,0%
0,0%
0,0%
0,0%
0,0%
0,0%
0,0%
0,0%
0,0%

100,0%

0,0%

% Cover Pool

6,0%

6,0%

% Covered Bonds

6,4%

6,4%



[/Green-Bond-Framework.aspx#](#)





Row

*via for Article 129(7) of the Capital Requirements Regulation (EU) 575/2013. It should be noted, however, that
parent investor institution and its relevant supervisory authority and the issuer does not accept any responsibility in this regard.*

[#REF!](#)







B1. Harmonised Transparency Template - Mortgage Assets

HTT 2022

Reporting in Domestic Currency	DKK
CONTENT OF TAB B1	
7. Mortgage Assets	
7.A Residential Cover Pool	
7.B Commercial Cover Pool	



Field Number	7. Mortgage Assets		
1. Property Type Information			
		Nominal (mn)	% Total Mortgages
M.7.1.1	Residential	236.308	80,6%
M.7.1.2	Commercial	56.673	19,3%
M.7.1.3	Other	69	0,0%
M.7.1.4	Total	293.050	100,0%
OM.7.1.1	Owner-occupied homes	187.141	63,9%
OM.7.1.2	Holiday houses	9.070	3,1%
OM.7.1.3	Subsidised Housing	20.113	6,9%
OM.7.1.4	Cooperative Housing	23.608	8,1%
OM.7.1.5	Private rental	19.984	6,8%
OM.7.1.6	Manufacturing and Manual Industries	2.743	0,9%
OM.7.1.7	Office and Business	15.095	5,2%
OM.7.1.8	Agricultur	8.271	2,8%
OM.7.1.9	Social and cultural purpose	6.955	2,4%
OM.7.1.10	Other	69	0,0%
OM.7.1.11	<i>o/w [if relevant, please specify]</i>		
2. General Information			
M.7.2.1	Number of mortgage loans	156.641	8.145
OM.7.2.1	<i>Optional information eg, Number of borrowers</i>		
OM.7.2.2	<i>Optional information eg, Number of guarantors</i>		
OM.7.2.3			
OM.7.2.4			
OM.7.2.5			
OM.7.2.6			
3. Concentration Risks			
M.7.3.1	10 largest exposures	0,8%	4,5%
OM.7.3.1			
OM.7.3.2			
OM.7.3.3			
OM.7.3.4			
OM.7.3.5			
OM.7.3.6			
4. Breakdown by Geography			
M.7.4.1	European Union	100,0%	100,0%
M.7.4.2	Austria		
M.7.4.3	Belgium		
M.7.4.4	Bulgaria		
M.7.4.5	Croatia		
M.7.4.6	Cyprus		
M.7.4.7	Czechia		
M.7.4.8	Denmark	100,0%	100,0%
M.7.4.9	Estonia		
M.7.4.10	Finland		
M.7.4.11	France		
M.7.4.12	Germany		
M.7.4.13	Greece		
M.7.4.14	Netherlands		
M.7.4.15	Hungary		
M.7.4.16	Ireland		
M.7.4.17	Italy		
M.7.4.18	Latvia		
M.7.4.19	Lithuania		
M.7.4.20	Luxembourg		



M.7.4.21	Malta			
M.7.4.22	Poland			
M.7.4.23	Portugal			
M.7.4.24	Romania			
M.7.4.25	Slovakia			
M.7.4.26	Slovenia			
M.7.4.27	Spain			
M.7.4.28	Sweden		0,0%	0,0%
M.7.4.29	<u>European Economic Area (not member of EU)</u>	<u>0,0%</u>	<u>0,0%</u>	<u>0,0%</u>
M.7.4.30	Iceland			
M.7.4.31	Liechtenstein			
M.7.4.32	Norway		0,0%	0,0%
M.7.4.33	<u>Other</u>	<u>0,0%</u>	<u>0,0%</u>	<u>0,0%</u>
M.7.4.34	Switzerland			
M.7.4.35	United Kingdom			
M.7.4.36	Australia			
M.7.4.37	Brazil			
M.7.4.38	Canada			
M.7.4.39	Japan			
M.7.4.40	Korea			
M.7.4.41	New Zealand			
M.7.4.42	Singapore			
M.7.4.43	US			
M.7.4.44	Other			
OM.7.4.1	<i>a/w [if relevant, please specify]</i>			
OM.7.4.2	<i>a/w [if relevant, please specify]</i>			
OM.7.4.3	<i>a/w [if relevant, please specify]</i>			
OM.7.4.4	<i>a/w [if relevant, please specify]</i>			
OM.7.4.5	<i>a/w [if relevant, please specify]</i>			
OM.7.4.6	<i>a/w [if relevant, please specify]</i>			
OM.7.4.7	<i>a/w [if relevant, please specify]</i>			
OM.7.4.8	<i>a/w [if relevant, please specify]</i>			
OM.7.4.9	<i>a/w [if relevant, please specify]</i>			
OM.7.4.10	<i>a/w [if relevant, please specify]</i>			

5. Breakdown by regions of main country of origin		% Residential Loans	% Commercial Loans	% Total Mortgages
M.7.5.1	Greater Copenhagen area (Region Hovedstaden)	47,5%	49,5%	47,9%
M.7.5.2	Remaining Zealand & Bornholm (Region Sjælland)	15,1%	11,0%	14,3%
M.7.5.3	Northern Jutland (Region Nordjylland)	4,9%	5,9%	5,1%
M.7.5.4	Eastern Jutland (Region Midtjylland)	16,3%	17,5%	16,5%
M.7.5.5	Southern Jutland & Funen (Region Syddanmark)	16,2%	16,1%	16,2%
M.7.5.6				
M.7.5.7				
M.7.5.8				
M.7.5.9				
M.7.5.10				
M.7.5.11				
M.7.5.12				
M.7.5.13				
M.7.5.14				
M.7.5.15				
M.7.5.16				
M.7.5.17				
M.7.5.18				
M.7.5.19				
M.7.5.20				
M.7.5.21				
M.7.5.22				
M.7.5.23				
M.7.5.24				
M.7.5.25				
M.7.5.26				
M.7.5.27				
M.7.5.28				
M.7.5.29				
M.7.5.30				
M.7.5.31				



M.7.5.32
M.7.5.33
M.7.5.34
M.7.5.35
M.7.5.36
M.7.5.37
M.7.5.38
M.7.5.39
M.7.5.40
M.7.5.41
M.7.5.42
M.7.5.43
M.7.5.44
M.7.5.45
M.7.5.46
M.7.5.47
M.7.5.48
M.7.5.49
M.7.5.50

6. Breakdown by Interest Rate					
		% Residential Loans	% Commercial Loans	% Total Mortgages	
M.7.6.1	Fixed rate	99,4%	99,9%	99,5%	
M.7.6.2	Floating rate	0,6%	0,1%	0,5%	
M.7.6.3	Other	0,0%	0,0%	0,0%	
OM.7.6.1					
OM.7.6.2					
OM.7.6.3					
OM.7.6.4					
OM.7.6.5					
OM.7.6.6					
7. Breakdown by Repayment Type					
		% Residential Loans	% Commercial Loans	% Total Mortgages	
M.7.7.1	Bullet / interest only	35,9%	21,1%	33,0%	
M.7.7.2	Amortising	64,1%	78,9%	67,0%	
M.7.7.3	Other				
OM.7.7.1					
OM.7.7.2					
OM.7.7.3					
OM.7.7.4					
OM.7.7.5					
OM.7.7.6					
8. Loan Seasoning					
		% Residential Loans	% Commercial Loans	% Total Mortgages	
M.7.8.1	Up to 12months	14,5%	7,6%	13,2%	
M.7.8.2	≥ 12 - ≤ 24 months	5,8%	4,2%	5,5%	
M.7.8.3	≥ 24 - ≤ 36 months	4,8%	3,7%	4,6%	
M.7.8.4	≥ 36 - ≤ 60 months	8,7%	9,6%	8,9%	
M.7.8.5	≥ 60 months	66,1%	75,0%	67,8%	
OM.7.8.1					
OM.7.8.2					
OM.7.8.3					
OM.7.8.4					
9. Non-Performing Loans (NPLs)					
		% Residential Loans	% Commercial Loans	% Total Mortgages	
M.7.9.1	% NPLs	0,1%	0,0%	0,0%	
OM.7.9.1					
OM.7.9.2					
OM.7.9.3					
OM.7.9.4					
7.A Residential Cover Pool					
10. Loan Size Information					
		Nominal	Number of Loans	% Residential Loans	% No. of Loans
M.7A.10.1	Average loan size (000s)	1.509			
	By buckets (mn):				
M.7A.10.2	DKK 0 - 2m	111.094	124.587	47,0%	79,5%
M.7A.10.3	DKK 2 - 5m	80.992	28.467	34,3%	18,2%
M.7A.10.4	DKK 5 - 20m	25.123	3.140	10,6%	2,0%
M.7A.10.5	DKK 20 - 50m	10.509	358	4,4%	0,2%
M.7A.10.6	DKK 50 - 100m	4.107	58	1,7%	0,0%
M.7A.10.7	> DKK 100m	4.483	31	1,9%	0,0%



M.7A.10.8
M.7A.10.9
M.7A.10.10
M.7A.10.11
M.7A.10.12
M.7A.10.13
M.7A.10.14
M.7A.10.15
M.7A.10.16
M.7A.10.17
M.7A.10.18
M.7A.10.19
M.7A.10.20
M.7A.10.21
M.7A.10.22
M.7A.10.23
M.7A.10.24
M.7A.10.25
M.7A.10.26

		Total	236.308	156.641	100,0%	100,0%
11. Loan to Value (LTV) Information - UNINDEXED		Nominal	Number of Loans	% Residential Loans	% No. of Loans	
M.7A.11.1	Weighted Average LTV (%)	ND1	ND1			
By LTV buckets (mn):						
M.7A.11.2	>0 - <=40 %	ND1	ND1			
M.7A.11.3	>40 - <=50 %	ND1	ND1			
M.7A.11.4	>50 - <=60 %	ND1	ND1			
M.7A.11.5	>60 - <=70 %	ND1	ND1			
M.7A.11.6	>70 - <=80 %	ND1	ND1			
M.7A.11.7	>80 - <=90 %	ND1	ND1			
M.7A.11.8	>90 - <=100 %	ND1	ND1			
M.7A.11.9	>100 %	ND1	ND1			
M.7A.11.10	Total	0,0	0	0,0%	0,0%	
OM.7A.11.1	a/w >100 - <=110 %					
OM.7A.11.2	a/w >110 - <=120 %					
OM.7A.11.3	a/w >120 - <=130 %					
OM.7A.11.4	a/w >130 - <=140 %					
OM.7A.11.5	a/w >140 - <=150 %					
OM.7A.11.6	a/w >150 %					
OM.7A.11.7						
OM.7A.11.8						
OM.7A.11.9						
12. Loan to Value (LTV) Information - INDEXED		Nominal	Number of Loans	% Residential Loans	% No. of Loans	
M.7A.12.1	Weighted Average LTV (%)	39,0%				
By LTV buckets (mn):						
M.7A.12.2	>0 - <=40 %	211.670		89,6%		
M.7A.12.3	>40 - <=50 %	15.333		6,5%		
M.7A.12.4	>50 - <=60 %	5.597		2,4%		
M.7A.12.5	>60 - <=70 %	1.889		0,8%		
M.7A.12.6	>70 - <=80 %	817		0,3%		
M.7A.12.7	>80 - <=90 %	238		0,1%		
M.7A.12.8	>90 - <=100 %	158		0,1%		
M.7A.12.9	>100 %	607		0,3%		
M.7A.12.10	Total	236.307	0	100,0%	0,0%	
OM.7A.12.1	a/w >100 - <=110 %			0,0%		
OM.7A.12.2	a/w >110 - <=120 %			0,0%		
OM.7A.12.3	a/w >120 - <=130 %			0,0%		
OM.7A.12.4	a/w >130 - <=140 %			0,0%		
OM.7A.12.5	a/w >140 - <=150 %			0,0%		
OM.7A.12.6	a/w >150 %			0,0%		
OM.7A.12.7						
OM.7A.12.8						
OM.7A.12.9						
13. Breakdown by type		% Residential Loans				
M.7A.13.1	Owner occupied	86,5%				
M.7A.13.2	Second home/Holiday houses	4,2%				



M.7A.13.3	Private rental/multifamily housing	
M.7A.13.4	Subsidised housing	
M.7A.13.5	Agricultural	9,3%
M.7A.13.6	Other	100,0%
OM.7A.13.1		<i>a/w Private rental</i>
OM.7A.13.2		<i>a/w Multi-family housing</i>
OM.7A.13.3		<i>a/w Buildings under construction</i>
OM.7A.13.4		<i>a/w Buildings land</i>
OM.7A.13.5		<i>a/w [If relevant, please specify]</i>
OM.7A.13.6		<i>a/w [If relevant, please specify]</i>
OM.7A.13.7		<i>a/w [If relevant, please specify]</i>
OM.7A.13.8		<i>a/w [If relevant, please specify]</i>
OM.7A.13.9		<i>a/w [If relevant, please specify]</i>
OM.7A.13.10		<i>a/w [If relevant, please specify]</i>

14. Loan by Ranking		% Residential Loans
M.7A.14.1	1st lien / No prior ranks	100,0%
M.7A.14.2	Guaranteed	
M.7A.14.3	Other	
OM.7A.14.1		
OM.7A.14.2		
OM.7A.14.3		
OM.7A.14.4		
OM.7A.14.5		
OM.7A.14.6		

15. EPC Information of the financed RRE - optional		Nominal (mn)	Number of dwellings	% Residential Loans	% No. of Dwellings
M.7A.15.1	A	22.192	5.918	9,4%	3,9%
M.7A.15.2	B	9.984	4.446	4,2%	2,9%
M.7A.15.3	C	38.992	17.942	16,5%	11,9%
M.7A.15.4	D	33.110	15.923	14,0%	10,5%
M.7A.15.5	E	11.946	7.108	5,1%	4,7%
M.7A.15.6	F	4.449	2.709	1,9%	1,8%
M.7A.15.7	G	2.359	1.526	1,0%	1,0%
M.7A.15.8				0,0%	0,0%
M.7A.15.9	Estimated A			0,0%	0,0%
M.7A.15.10	Estimated B	3.330	1.357	1,4%	0,9%
M.7A.15.11	Estimated C	3.057	1.844	1,3%	1,2%
M.7A.15.12	Estimated D	18.834	15.207	8,0%	10,1%
M.7A.15.13	Estimated E	33.974	26.950	14,4%	17,8%
M.7A.15.14	Estimated F	28.766	22.640	12,2%	15,0%
M.7A.15.15	Estimated G	9.626	11.229	4,1%	7,4%
M.7A.15.16		10.121	13.562	4,3%	9,0%
M.7A.15.17				0,0%	0,0%
M.7A.15.18	no data	5.568	2.885	2,4%	1,9%
M.7A.15.19	Total	236.308	151.246	100,0%	100,0%
OM.7A.15.1					
OM.7A.15.2					
OM.7A.15.3					

16. Average energy use intensity (kWh/m2 per year) - optional		Nominal (mn)	Number of dwellings	% Residential Loans	% No. of Dwellings
M.7A.16.1	< 52,5 + 1650/area (A)	22.192	5.918	9,4%	3,9%
M.7A.16.2	< 70,0 + 2200/area (B)	9.984	4.446		
M.7A.16.3	< 110 + 3200/area (C)	38.992	17.942		
M.7A.16.4	< 150 + 4200/area (D)	33.110	15.923		
M.7A.16.5	< 190 + 5200/area (E)	11.946	7.108		
M.7A.16.6	< 240 + 6500/area (F)	4.449	2.709		
M.7A.16.7	> 240 + 6500/area (G)	2.359	1.526		
M.7A.16.8					
M.7A.16.9	Estimated < 52,5 + 1650/area (A)				
M.7A.16.10	Estimated < 70,0 + 2200/area (B)	3.330	1.357		
M.7A.16.11	Estimated < 110 + 3200/area (C)	3.057	1.844		
M.7A.16.12	Estimated < 150 + 4200/area (D)	18.834	15.207		
M.7A.16.13	Estimated < 190 + 5200/area (E)	33.974	26.950		
M.7A.16.14	Estimated < 240 + 6500/area (F)	28.766	22.640		
M.7A.16.15	Estimated > 240 + 6500/area (G)	9.626	11.229		
M.7A.16.16		10.121	13.562		
M.7A.16.17					
M.7A.16.18	no data	5.568	2.885		



M.7A.16.19	Total	236.308	151.246	9,4%	3,9%
OM.7A.16.1					
OM.7A.16.2					
OM.7A.16.3					

17. Property Age Structure - optional		Nominal (mn)	Number of dwellings	% Residential Loans	% No. of Dwellings
M.7A.17.1	older than 1919	39.024	22.950	16,9%	14,3%
M.7A.17.2	1919 - 1945	35.478	19.323	15,3%	12,0%
M.7A.17.3	1946 - 1960	27.550	20.699	11,9%	12,9%
M.7A.17.4	1961 - 1970	35.277	26.348	15,2%	16,4%
M.7A.17.5	1971 - 1980	33.878	28.810	14,6%	17,9%
M.7A.17.6	1981 - 1990	12.552	17.278	5,4%	10,7%
M.7A.17.7	1991 - 2000	7.127	6.686	3,1%	4,2%
M.7A.17.8	2001 - 2005	6.432	5.194	2,8%	3,2%
M.7A.17.9	2006 and later	34.230	13.487	14,8%	8,4%
M.7A.17.10	no data	4.759	4.024	2,1%	2,5%
M.7A.17.11	Total	231.548	160.775	102,1%	102,5%
OM.7A.17.1					

18. Dwelling type - optional		Nominal (mn)	Number of dwellings	% Residential Loans	% No. of Dwellings
M.7A.18.1	House, detached or semi-detached	129.840	92.181	54,9%	60,9%
M.7A.18.2	Flat or Apartment	30.962	5.749	13,1%	3,8%
M.7A.18.3	Bungalow	0		0,0%	0,0%
M.7A.18.4	Terraced House	16.731	10.776	7,1%	7,1%
M.7A.18.5	Multifamily House	0		0,0%	0,0%
M.7A.18.6	Land Only	0		0,0%	0,0%
M.7A.18.7	other	58.774	42.540	24,9%	28,1%
M.7A.18.8	Total	236.307	151.246	100,0%	100,0%
OM.7A.18.1					

19. New Residential Property - optional		Nominal (mn)	Number of dwellings	% Residential Loans	% No. of Dwellings
M.7A.19.1	New Property	16.655	4.272	7,0%	2,8%
M.7A.19.2	Existing property	214.894	145.026	90,9%	95,9%
M.7A.19.3	other			0,0%	0,0%
M.7A.19.4	no data	4.759	1.948	2,0%	1,3%
M.7A.19.5	Total	236.308	151.246	100,0%	100,0%
M.7A.19.6					

20. CO2 emission (kg of CO2 per year) - optional		Nominal (mn)	Number of dwellings	% Residential Loans	% No. of Dwellings
M.7A.20.1				100,0%	100,0%
M.7A.20.2	Green Bonds (rd.dk)				
M.7A.20.3					
M.7A.20.4					
M.7A.20.5					
M.7A.20.6					
M.7A.20.7					
M.7A.20.8					
M.7A.20.9					
M.7A.20.10					
M.7A.20.11					
M.7A.20.12					
M.7A.20.13					
M.7A.20.14					
M.7A.20.15					
M.7A.20.16					
M.7A.20.17					
M.7A.20.18	no data				
M.7A.20.19	Total	0,0	0		
M.7A.20.20					
M.7A.20.21					
M.7A.20.22					
M.7A.20.23					
M.7A.20.24					
M.7A.20.25					
M.7A.20.26					
M.7A.20.27					
M.7A.20.28					
M.7A.20.29					
M.7A.20.30					
M.7A.20.31					



M.7A.20.32
M.7A.20.33
M.7A.20.34
M.7A.20.35
M.7A.20.36
M.7A.20.37
M.7A.20.38
M.7A.20.39
M.7A.20.40
M.7A.20.41
M.7A.20.42
M.7A.20.43
M.7A.20.44
M.7A.20.45
M.7A.20.46
M.7A.20.47
M.7A.20.48

7B Commercial Cover Pool					
21. Loan Size Information		Nominal	Number of Loans	% Commercial Loans	% No. of Loans
M.7B.21.1	Average loan size (000s)	6.958			
	By buckets (mn):				
M.7B.21.2	DKK 0 - 2m	3.179	3.132	5,6%	38,5%
M.7B.21.3	DKK 2 - 5m	7.230	2.226	12,8%	27,3%
M.7B.21.4	DKK 5 - 20m	21.375	2.233	37,7%	27,4%
M.7B.21.5	DKK 20 - 50m	12.482	425	22,0%	5,2%
M.7B.21.6	DKK 50 - 100m	5.990	89	10,6%	1,1%
M.7B.21.7	> DKK 100m	6.417	40	11,3%	0,5%
M.7B.21.8					
M.7B.21.9					
M.7B.21.10					
M.7B.21.11					
M.7B.21.12					
M.7B.21.13					
M.7B.21.14					
M.7B.21.15					
M.7B.21.16					
M.7B.21.17					
M.7B.21.18					
M.7B.21.19					
M.7B.21.20					
M.7B.21.21					
M.7B.21.22					
M.7B.21.23					
M.7B.21.24					
M.7B.21.25					
M.7B.21.26	Total	56.673	8.145	100,0%	100,0%
22. Loan to Value (LTV) Information - UNINDEXED		Nominal	Number of Loans	% Commercial Loans	% No. of Loans
M.7B.22.1	Weighted Average LTV (%)	ND1			
	By LTV buckets (mn):				
M.7B.22.2	>0 - <=40 %	ND1	ND1		
M.7B.22.3	>40 - <=50 %	ND1	ND1		
M.7B.22.4	>50 - <=60 %	ND1	ND1		
M.7B.22.5	>60 - <=70 %	ND1	ND1		
M.7B.22.6	>70 - <=80 %	ND1	ND1		
M.7B.22.7	>80 - <=90 %	ND1	ND1		
M.7B.22.8	>90 - <=100 %	ND1	ND1		
M.7B.22.9	>100 %	ND1	ND1		
M.7B.22.10	Total	0,0	0	0,0%	0,0%
OM.7B.22.1	a/w >100 - <=110 %				
OM.7B.22.2	a/w >110 - <=120 %				
OM.7B.22.3	a/w >120 - <=130 %				
OM.7B.22.4	a/w >130 - <=140 %				
OM.7B.22.5	a/w >140 - <=150 %				
OM.7B.22.6	a/w >150 %				



OM.7B.22.7
OM.7B.22.8
OM.7B.22.9

23. Loan to Value (LTV) Information - INDEXED		Nominal	Number of Loans	% Commercial Loans	% No. of Loans
M.7B.23.1	Weighted Average LTV (%)	31,0%			
	By LTV buckets (mn):				
M.7B.23.2	>0 - <=40 %	52.934		93,4%	
M.7B.23.3	>40 - <=50 %	2.384		4,2%	
M.7B.23.4	>50 - <=60 %	816		1,4%	
M.7B.23.5	>60 - <=70 %	259		0,5%	
M.7B.23.6	>70 - <=80 %	90		0,2%	
M.7B.23.7	>80 - <=90 %	44		0,1%	
M.7B.23.8	>90 - <=100 %	18		0,0%	
M.7B.23.9	>100%	128		0,2%	
M.7B.23.10	Total	56.673	0	100,0%	0,0%
OM.7B.23.1	a/w >100 - <=110 %			0,0%	
OM.7B.23.2	a/w >110 - <=120 %			0,0%	
OM.7B.23.3	a/w >120 - <=130 %			0,0%	
OM.7B.23.4	a/w >130 - <=140 %			0,0%	
OM.7B.23.5	a/w >140 - <=150 %			0,0%	
OM.7B.23.6	a/w >150 %			0,0%	

24. Breakdown by Type		% Commercial loans
M.7B.24.1	Retail	
M.7B.24.2	Office	19,7%
M.7B.24.3	Hotel/Tourism	
M.7B.24.4	Shopping malls	
M.7B.24.5	Industry	3,6%
M.7B.24.6	Agriculture	10,8%
M.7B.24.7	Other commercially used	30,8%
M.7B.24.8	Hospital	
M.7B.24.9	School	
M.7B.24.10	other RE with a social relevant purpose	35,1%
M.7B.24.11	Land	#N/A
M.7B.24.12	Property developers / Bulding under construction	#N/A
M.7B.24.13	Other	#N/A
OM.7B.24.1	a/w Cultural purposes	
OM.7B.24.2	a/w [if relevant, please specify]	
OM.7B.24.3	a/w [if relevant, please specify]	
OM.7B.24.4	a/w [if relevant, please specify]	
OM.7B.24.5	a/w [if relevant, please specify]	
OM.7B.24.6	a/w [if relevant, please specify]	
OM.7B.24.7	a/w [if relevant, please specify]	
OM.7B.24.8	a/w [if relevant, please specify]	
OM.7B.24.9	a/w [if relevant, please specify]	
OM.7B.24.10	a/w [if relevant, please specify]	
OM.7B.24.11	a/w [if relevant, please specify]	
OM.7B.24.12	a/w [if relevant, please specify]	
OM.7B.24.13	a/w [if relevant, please specify]	
OM.7B.24.14	a/w [if relevant, please specify]	



E. Harmonised Transparency Template - Optional ECB - ECAIs Data Disclosure

HTT 2022



Reporting in Domestic Currency	DKK
CONTENT OF TAB E	
1. Additional information on the programme 2. Additional information on the swaps 3. Additional information on the asset distribution	

Field Number	1. Additional information on the programme			
	Transaction Counterparties	Name	Legal Entity Identifier (LEI)*	
E.1.1.1	Sponsor (if applicable)	ND2	ND2	
E.1.1.2	Servicer	NETS A/S	2138001V08L6MTIDB405	
E.1.1.3	Back-up servicer	ND2	ND2	
E.1.1.4	BUS facilitator	ND1	ND1	
E.1.1.5	Cash manager	Realkredit Danmark A/S	549300NLOMBWE943Y	
E.1.1.6	Back-up cash manager	ND2	ND2	
E.1.1.7	Account bank	Danske Banks A/S	MAES062Z2104RZ2U7M96	
E.1.1.8	Standby account bank	ND2	ND2	
E.1.1.9	Account bank guarantor	ND3	ND3	
E.1.1.10	Trustee	ND2	ND2	
E.1.1.11	Cover Pool Monitor	Realkredit Danmark A/S	549300NLOMBWE943Y	
OE.1.1.1	where applicable - paying agent	[For completion]	[For completion]	
OE.1.1.2				
OE.1.1.3				
OE.1.1.4				
OE.1.1.5				
OE.1.1.6				
OE.1.1.7				
OE.1.1.8				
	2. Additional information on the swaps			
	Swap Counterparties	Guarantor (if applicable)	Legal Entity Identifier (LEI)*	Type of Swap
E.2.1.1	ND2	ND2	ND2	ND2
E.2.1.2				
E.2.1.3				
E.2.1.4				
E.2.1.5				
E.2.1.6				
E.2.1.7				
E.2.1.8				
E.2.1.9				
E.2.1.10				
E.2.1.11				
E.2.1.12				
E.2.1.13				
E.2.1.14				
E.2.1.15				
E.2.1.16				
E.2.1.17				
E.2.1.18				
E.2.1.19				
E.2.1.20				
E.2.1.21				
E.2.1.22				
E.2.1.23				
E.2.1.24				
E.2.1.25				
OE.2.1.1				
OE.2.1.2				
OE.2.1.3				
OE.2.1.4				
OE.2.1.5				



OE.2.1.6
OE.2.1.7
OE.2.1.8
OE.2.1.9
OE.2.1.10
OE.2.1.11
OE.2.1.12
OE.2.1.13





This addendum is optional

F1. Harmonised Transparency Template -

Reporting in Domestic Currency

CONTENT OF TAB F1

- [1. Share of sustainable loans in the total mortgage portfolio](#)
- [2. Additional information on the sustainable section](#)
 - [2A. Sustainable Residential Coverage](#)
 - [2B. Sustainable Commercial Coverage](#)

1. Share of sustainable loans in the total mortgage portfolio

1. Amount of sustainable loans

SM.1.1.1	EE mortgage loans	
SM.1.1.2	Social impact mortgage loans	
SM.1.1.3	other	
SM.1.1.4	Total sustainable mortgage loans	
OSM.1.1.1		<i>o/w [If relevant, please specify]</i>
OSM.1.1.2		<i>o/w [If relevant, please specify]</i>
OSM.1.1.3		<i>o/w [If relevant, please specify]</i>
OSM.1.1.4		<i>o/w [If relevant, please specify]</i>
OSM.1.1.5		<i>o/w [If relevant, please specify]</i>

2. Additional information on the sustainable section

1. Sustainable Property Type Information

SM.2.1.1	Residential	
SM.2.1.2	Commercial	
SM.2.1.3	Other	
SM.2.1.4		Total
OSM.2.1.1		<i>o/w Forest & Agriculture</i>
OSM.2.1.2		<i>o/w EE residential</i>
OSM.2.1.3		<i>o/w EE commercial</i>
OSM.2.1.4		<i>o/w EE other</i>
OSM.2.1.5		<i>EE total</i>
OSM.2.1.6		<i>o/w Social residential</i>
OSM.2.1.7		<i>o/w Social Commercial</i>
OSM.2.1.8		<i>o/w social other</i>
OSM.2.1.9		<i>social total</i>
OSM.2.1.10		<i>o/w [If relevant, please specify]</i>
OSM.2.1.11		<i>o/w [If relevant, please specify]</i>
OSM.2.1.12		<i>o/w [If relevant, please specify]</i>
OSM.2.1.13		<i>o/w [If relevant, please specify]</i>
OSM.2.1.14		<i>o/w [If relevant, please specify]</i>
OSM.2.1.15		<i>o/w [If relevant, please specify]</i>
OSM.2.1.16		<i>o/w [If relevant, please specify]</i>

OSM.2.1.17 o/w [If relevant, please specify]
OSM.2.1.18 o/w [If relevant, please specify]

2. General Information

SM.2.2.1 Number of sustainable mortgage loans
OSM.2.2.1 *Optional information eg, Number of borrowers*
OSM.2.2.2 *Optional information eg, Number of guarantors*
OSM.2.2.3
OSM.2.2.4
OSM.2.2.5
OSM.2.2.6

3. Concentration Risks

SM.2.3.1 10 largest exposures
OSM.2.3.1
OSM.2.3.2
OSM.2.3.3
OSM.2.3.4
OSM.2.3.5
OSM.2.3.6

4. Breakdown by Geography

SM.2.4.1 European Union
SM.2.4.2 Austria
SM.2.4.3 Belgium
SM.2.4.4 Bulgaria
SM.2.4.5 Croatia
SM.2.4.6 Cyprus
SM.2.4.7 Czechia
SM.2.4.8 Denmark
SM.2.4.9 Estonia
SM.2.4.10 Finland
SM.2.4.11 France
SM.2.4.12 Germany
SM.2.4.13 Greece
SM.2.4.14 Netherlands
SM.2.4.15 Hungary
SM.2.4.16 Ireland
SM.2.4.17 Italy
SM.2.4.18 Latvia
SM.2.4.19 Lithuania
SM.2.4.20 Luxembourg
SM.2.4.21 Malta
SM.2.4.22 Poland
SM.2.4.23 Portugal
SM.2.4.24 Romania
SM.2.4.25 Slovakia
SM.2.4.26 Slovenia
SM.2.4.27 Spain
SM.2.4.28 Sweden
SM.2.4.29 European Economic Area (not member of EU)
SM.2.4.30 Iceland
SM.2.4.31 Liechtenstein

SM.2.4.32	Norway
SM.2.4.33	<u>Other</u>
SM.2.4.34	Switzerland
SM.2.4.35	United Kingdom
SM.2.4.36	Australia
SM.2.4.37	Brazil
SM.2.4.38	Canada
SM.2.4.39	Japan
SM.2.4.40	Korea
SM.2.4.41	New Zealand
SM.2.4.42	Singapore
SM.2.4.43	US
SM.2.4.44	Other
SM.2.4.45	<i>o/w [If relevant, please specify]</i>
SM.2.4.46	<i>o/w [If relevant, please specify]</i>
SM.2.4.47	<i>o/w [If relevant, please specify]</i>
SM.2.4.48	<i>o/w [If relevant, please specify]</i>
SM.2.4.49	<i>o/w [If relevant, please specify]</i>
SM.2.4.50	<i>o/w [If relevant, please specify]</i>
SM.2.4.51	<i>o/w [If relevant, please specify]</i>
SM.2.4.52	<i>o/w [If relevant, please specify]</i>
SM.2.4.53	<i>o/w [If relevant, please specify]</i>
SM.2.4.54	<i>o/w [If relevant, please specify]</i>

5. Breakdown by regions of main country of origin

SM.2.5.1	Greater Copenhagen area (Region Hovedstaden)
SM.2.5.2	Remaining Zealand & Bornholm (Region Sjælland)
SM.2.5.3	Northern Jutland (Region Nordjylland)
SM.2.5.4	Eastern Jutland (Region Midtjylland)
SM.2.5.5	Southern Jutland & Funen (Region Syddanmark)
SM.2.5.6	
SM.2.5.7	
SM.2.5.8	
SM.2.5.9	
SM.2.5.10	
SM.2.5.11	
SM.2.5.12	
SM.2.5.13	
SM.2.5.14	
SM.2.5.15	
SM.2.5.16	
SM.2.5.17	
SM.2.5.18	
SM.2.5.19	
SM.2.5.20	
SM.2.5.21	
SM.2.5.22	
SM.2.5.23	
SM.2.5.24	
SM.2.5.25	
SM.2.5.26	

SM.2.5.27
SM.2.5.28
SM.2.5.29
SM.2.5.30
SM.2.5.31
SM.2.5.32
SM.2.5.33
SM.2.5.34
SM.2.5.35
SM.2.5.36
SM.2.5.37
SM.2.5.38
SM.2.5.39
SM.2.5.40
SM.2.5.41
SM.2.5.42
SM.2.5.43
SM.2.5.44
SM.2.5.45
SM.2.5.46
SM.2.5.47
SM.2.5.48
SM.2.5.49
SM.2.5.50

6. Breakdown by Interest Rate

SM.2.6.1	Fixed rate
SM.2.6.2	Floating rate
SM.2.6.3	Other
OSM.2.6.1	
OSM.2.6.2	
OSM.2.6.3	
OSM.2.6.4	
OSM.2.6.5	
OSM.2.6.6	

7. Breakdown by Repayment Type

SM.2.7.1	Bullet / interest only
SM.2.7.2	Amortising
SM.2.7.3	Other
OSM.2.7.1	
OSM.2.7.2	
OSM.2.7.3	
OSM.2.7.4	
OSM.2.7.5	
OSM.2.7.6	

8. Loan Seasoning

SM.2.8.1	Up to 12months
SM.2.8.2	≥ 12 - ≤ 24 months
SM.2.8.3	≥ 24 - ≤ 36 months
SM.2.8.4	≥ 36 - ≤ 60 months
SM.2.8.5	≥ 60 months

OSM.2.8.1
OSM.2.8.2
OSM.2.8.3
OSM.2.8.4

9. Non-Performing Loans (NPLs)

SM.2.9.1 % NPLs
OSM.2.9.1
OSM.2.9.2
OSM.2.9.3
OSM.2.9.4
OSM.2.9.5
OSM.2.9.6
OSM.2.9.7

A. Residential Cover Pool

10. Loan Size Information

SM.2A.10.1 Average loan size (000s)

By buckets (mn):

SM.2A.10.2 DKK 0 - 2m
SM.2A.10.3 DKK 2 - 5m
SM.2A.10.4 DKK 5 - 20m
SM.2A.10.5 DKK 20 - 50m
SM.2A.10.6 DKK 50 - 100m
SM.2A.10.7 > DKK 100m
SM.2A.10.8
SM.2A.10.9
SM.2A.10.10
SM.2A.10.11
SM.2A.10.12
SM.2A.10.13
SM.2A.10.14
SM.2A.10.15
SM.2A.10.16
SM.2A.10.17
SM.2A.10.18
SM.2A.10.19
SM.2A.10.20
SM.2A.10.21
SM.2A.10.22
SM.2A.10.23
SM.2A.10.24
SM.2A.10.25
SM.2A.10.26

Total

11. Loan to Value (LTV) Information - UNINDEXED

SM.2A.11.1 Weighted Average LTV (%)

By LTV buckets (mn):

SM.2A.11.2 >0 - <=40 %
SM.2A.11.3 >40 - <=50 %
SM.2A.11.4 >50 - <=60 %

SM.2A.11.5	>60 - <=70 %	
SM.2A.11.6	>70 - <=80 %	
SM.2A.11.7	>80 - <=90 %	
SM.2A.11.8	>90 - <=100 %	
SM.2A.11.9	>100%	
SM.2A.11.10		Total
OSM.2A.11.1		<i>o/w >100 - <=110 %</i>
OSM.2A.11.2		<i>o/w >110 - <=120 %</i>
OSM.2A.11.3		<i>o/w >120 - <=130 %</i>
OSM.2A.11.4		<i>o/w >130 - <=140 %</i>
OSM.2A.11.5		<i>o/w >140 - <=150 %</i>
OSM.2A.11.6		<i>o/w >150 %</i>
OSM.2A.11.7		
OSM.2A.11.8		
OSM.2A.11.9		

12. Loan to Value (LTV) Information - INDEXED

SM.2A.12.1	Weighted Average LTV (%)	
	By LTV buckets (mn):	
SM.2A.12.2	>0 - <=40 %	
SM.2A.12.3	>40 - <=50 %	
SM.2A.12.4	>50 - <=60 %	
SM.2A.12.5	>60 - <=70 %	
SM.2A.12.6	>70 - <=80 %	
SM.2A.12.7	>80 - <=90 %	
SM.2A.12.8	>90 - <=100 %	
SM.2A.12.9	>100%	
SM.2A.12.10		Total
OSM.2A.12.1		<i>o/w >100 - <=110 %</i>
OSM.2A.12.2		<i>o/w >110 - <=120 %</i>
OSM.2A.12.3		<i>o/w >120 - <=130 %</i>
OSM.2A.12.4		<i>o/w >130 - <=140 %</i>
OSM.2A.12.5		<i>o/w >140 - <=150 %</i>
OSM.2A.12.6		<i>o/w >150 %</i>
OSM.2A.12.7		
OSM.2A.12.8		
OSM.2A.12.9		

13. Breakdown by type

SM.2A.13.1	Owner occupied	
SM.2A.13.2	Second home/Holiday houses	
SM.2A.13.3	Buy-to-let/Non-owner occupied	
SM.2A.13.4	Subsidised housing	
SM.2A.13.5	Agricultural	
SM.2A.13.6	Other	
OSM.2A.13.1		<i>o/w Private rental</i>
OSM.2A.13.2		<i>o/w Multi-family housing</i>
OSM.2A.13.3		<i>o/w Buildings under construction</i>
OSM.2A.13.4		<i>o/w Buildings land</i>
OSM.2A.13.5		<i>o/w [If relevant, please specify]</i>
OSM.2A.13.6		<i>o/w [If relevant, please specify]</i>

OSM.2A.13.7	<i>o/w [If relevant, please specify]</i>
OSM.2A.13.8	<i>o/w [If relevant, please specify]</i>
OSM.2A.13.9	<i>o/w [If relevant, please specify]</i>
OSM.2A.13.10	<i>o/w [If relevant, please specify]</i>

14. Loan by Ranking

SM.2A.14.1	1st lien / No prior ranks
SM.2A.14.2	Guaranteed
SM.2A.14.3	Other
OSM.2A.14.1	
OSM.2A.14.2	
OSM.2A.14.3	

15. Energy Performance information of the financed RRE

SM.2A.15.1	A
SM.2A.15.2	B
SM.2A.15.3	C
SM.2A.15.4	D
SM.2A.15.5	E
SM.2A.15.6	F
SM.2A.15.7	G
SM.2A.15.8	
SM.2A.15.9	<i>Estimated A</i>
SM.2A.15.10	<i>Estimated B</i>
SM.2A.15.11	<i>Estimated C</i>
SM.2A.15.12	<i>Estimated D</i>
SM.2A.15.13	<i>Estimated E</i>
SM.2A.15.14	<i>Estimated F</i>
SM.2A.15.15	<i>Estimated G</i>
SM.2A.15.16	
SM.2A.15.17	
SM.2A.15.18	no data
SM.2A.15.19	Total
OSM.2A.15.1	
OSM.2A.15.2	
OSM.2A.15.3	

16. Primary Energy intensity (kWh/m2 per year)

SM.2A.16.1	< 52,5 + 1650/area (A)
SM.2A.16.2	< 70,0 + 2200/area (B)
SM.2A.16.3	< 110 + 3200/area (C)
SM.2A.16.4	< 150 + 4200/area (D)
SM.2A.16.5	< 190 + 5200/area (E)
SM.2A.16.6	< 240 + 6500/area (F)
SM.2A.16.7	> 240 + 6500/area (G)
SM.2A.16.8	
SM.2A.16.9	Estimated < 52,5 + 1650/area (A)
SM.2A.16.10	Estimated < 70,0 + 2200/area (B)
SM.2A.16.11	Estimated < 110 + 3200/area (C)
SM.2A.16.12	Estimated < 150 + 4200/area (D)
SM.2A.16.13	Estimated < 190 + 5200/area (E)
SM.2A.16.14	Estimated < 240 + 6500/area (F)
SM.2A.16.15	Estimated > 240 + 6500/area (G)

SM.2A.16.16	
SM.2A.16.17	
SM.2A.16.18	no data
SM.2A.16.19	Total
OSM.2A.16.1	
OSM.2A.16.2	

17. Property Age Structure

SM.2A.17.1	older than 1919
SM.2A.17.2	1919 - 1945
SM.2A.17.3	1946 - 1960
SM.2A.17.4	1961 - 1970
SM.2A.17.5	1971 - 1980
SM.2A.17.6	1981 - 1990
SM.2A.17.7	1991 - 2000
SM.2A.17.8	2001 - 2005
SM.2A.17.9	2006 and later
SM.2A.17.10	no data
SM.2A.17.11	Total
OSM.2A.17.1	

18. Dwelling type

SM.2A.18.1	House, detached or semi-detached
SM.2A.18.2	Flat or Apartment
SM.2A.18.3	Bungalow
SM.2A.18.4	Terraced House
SM.2A.18.5	Multifamily House
SM.2A.18.6	Land Only
SM.2A.18.7	other
SM.2A.18.8	Total
OSM.2A.18.1	

19. New Residential Property

SM.2A.19.1	New Property
SM.2A.19.2	Existing Property
SM.2A.19.3	other
SM.2A.19.4	no data
SM.2A.19.5	Total
OSM.2A.19.1	

20. CO2 emission (kg of CO2 per year) - optional

SM.2A.20.1	
SM.2A.20.2	
SM.2A.20.3	
SM.2A.20.4	
SM.2A.20.5	
SM.2A.20.6	
SM.2A.20.7	
SM.2A.20.8	
SM.2A.20.9	
SM.2A.20.10	
SM.2A.20.11	
SM.2A.20.12	
SM.2A.20.13	

SM.2A.20.14
SM.2A.20.15
SM.2A.20.16
SM.2A.20.17
SM.2A.20.18
SM.2A.20.19
SM.2A.20.20
SM.2A.20.21
SM.2A.20.22
SM.2A.20.23
SM.2A.20.24
SM.2A.20.25
SM.2A.20.26
SM.2A.20.27
SM.2A.20.28
SM.2A.20.29
SM.2A.20.30
SM.2A.20.31
SM.2A.20.32
SM.2A.20.33
SM.2A.20.34
SM.2A.20.35
SM.2A.20.36
SM.2A.20.37
SM.2A.20.38
SM.2A.20.39
SM.2A.20.40
SM.2A.20.41
SM.2A.20.42
SM.2A.20.43
SM.2A.20.44
SM.2A.20.45
SM.2A.20.46
SM.2A.20.47
SM.2A.20.48

no data
Total

B. Sustainable Commercial Cover Pool

21. Loan Size Information

SM.2B.21.1

Average loan size (000s)

By buckets (mn):

SM.2B.21.2

DKK 0 - 2m

SM.2B.21.3

DKK 2 - 5m

SM.2B.21.4

DKK 5 - 20m

SM.2B.21.5

DKK 20 - 50m

SM.2B.21.6

DKK 50 - 100m

SM.2B.21.7

> DKK 100m

SM.2B.21.8

SM.2B.21.9

SM.2B.21.10

SM.2B.21.11

SM.2B.21.12
 SM.2B.21.13
 SM.2B.21.14
 SM.2B.21.15
 SM.2B.21.16
 SM.2B.21.17
 SM.2B.21.18
 SM.2B.21.19
 SM.2B.21.20
 SM.2B.21.21
 SM.2B.21.22
 SM.2B.21.23
 SM.2B.21.24
 SM.2B.21.25
 SM.2B.21.26

Total

22. Loan to Value (LTV) Information - UNINDEXED

SM.2B.22.1 Weighted Average LTV (%)

By LTV buckets (mn):

SM.2B.22.2 >0 - <=40 %
 SM.2B.22.3 >40 - <=50 %
 SM.2B.22.4 >50 - <=60 %
 SM.2B.22.5 >60 - <=70 %
 SM.2B.22.6 >70 - <=80 %
 SM.2B.22.7 >80 - <=90 %
 SM.2B.22.8 >90 - <=100 %
 SM.2B.22.9 >100%

Total

OSM.2B.22.1 o/w >100 - <=110 %
 OSM.2B.22.2 o/w >110 - <=120 %
 OSM.2B.22.3 o/w >120 - <=130 %
 OSM.2B.22.4 o/w >130 - <=140 %
 OSM.2B.22.5 o/w >140 - <=150 %
 OSM.2B.22.6 o/w >150 %
 OSM.2B.22.7
 OSM.2B.22.8
 OSM.2B.22.9

23. Loan to Value (LTV) Information - INDEXED

SM.2B.23.1 Weighted Average LTV (%)

By LTV buckets (mn):

SM.2B.23.2 >0 - <=40 %
 SM.2B.23.3 >40 - <=50 %
 SM.2B.23.4 >50 - <=60 %
 SM.2B.23.5 >60 - <=70 %
 SM.2B.23.6 >70 - <=80 %
 SM.2B.23.7 >80 - <=90 %
 SM.2B.23.8 >90 - <=100 %
 SM.2B.23.9 >100%

Total

SM.2B.23.10

OSM.2B.23.1	<i>o/w >100 - <=110 %</i>
OSM.2B.23.2	<i>o/w >110 - <=120 %</i>
OSM.2B.23.3	<i>o/w >120 - <=130 %</i>
OSM.2B.23.4	<i>o/w >130 - <=140 %</i>
OSM.2B.23.5	<i>o/w >140 - <=150 %</i>
OSM.2B.23.6	<i>o/w >150 %</i>
OSM.2B.23.7	
OSM.2B.23.8	
OSM.2B.23.9	

24. Breakdown by Type

SM.2B.24.1	Retail
SM.2B.24.2	Office
SM.2B.24.3	Hotel/Tourism
SM.2B.24.4	Shopping malls
SM.2B.24.5	Industry
SM.2B.24.6	Agriculture
SM.2B.24.7	Other commercially used
SM.2B.24.8	Hospital
SM.2B.24.9	School
SM.2B.24.10	other RE with a social relevant purpose
SM.2B.24.11	Land
SM.2B.24.12	Property developers / Bulding under construction
SM.2B.24.13	Other
OSM.2B.24.1	<i>o/w Cultural purposes</i>
OSM.2B.24.2	<i>o/w [If relevant, please specify]</i>
OSM.2B.24.3	<i>o/w [If relevant, please specify]</i>
OSM.2B.24.4	<i>o/w [If relevant, please specify]</i>
OSM.2B.24.5	<i>o/w [If relevant, please specify]</i>
OSM.2B.24.6	<i>o/w [If relevant, please specify]</i>
OSM.2B.24.7	<i>o/w [If relevant, please specify]</i>
OSM.2B.24.8	<i>o/w [If relevant, please specify]</i>
OSM.2B.24.9	<i>o/w [If relevant, please specify]</i>
OSM.2B.24.10	<i>o/w [If relevant, please specify]</i>
OSM.2B.24.11	<i>o/w [If relevant, please specify]</i>
OSM.2B.24.12	<i>o/w [If relevant, please specify]</i>
OSM.2B.24.13	<i>o/w [If relevant, please specify]</i>
OSM.2B.24.14	<i>o/w [If relevant, please specify]</i>

25. EPC Information of the financed CRE

SM.2B.25.1	A
SM.2B.25.2	B
SM.2B.25.3	C
SM.2B.25.4	D
SM.2B.25.5	E
SM.2B.25.6	F
SM.2B.25.7	G
SM.2B.25.8	
SM.2B.25.9	<i>Estimated A</i>
SM.2B.25.10	<i>Estimated B</i>
SM.2B.25.11	<i>Estimated C</i>
SM.2B.25.12	<i>Estimated D</i>

SM.2B.25.13	<i>Estimated E</i>
SM.2B.25.14	<i>Estimated F</i>
SM.2B.25.15	<i>Estimated G</i>
SM.2B.25.16	
SM.2B.25.17	
SM.2B.25.18	no data
SM.2B.25.19	Total
OSM.2B.25.1	
OSM.2B.25.2	
OSM.2B.25.3	

26. Average energy use intensity (kWh/m² per year)

SM.2B.26.1	< 52,5 + 1650/area (A)
SM.2B.26.2	< 70,0 + 2200/area (B)
SM.2B.26.3	< 110 + 3200/area (C)
SM.2B.26.4	< 150 + 4200/area (D)
SM.2B.26.5	< 190 + 5200/area (E)
SM.2B.26.6	< 240 + 6500/area (F)
SM.2B.26.7	> 240 + 6500/area (G)
SM.2B.26.8	
SM.2B.26.9	Estimated < 52,5 + 1650/area (A)
SM.2B.26.10	Estimated < 70,0 + 2200/area (B)
SM.2B.26.11	Estimated < 110 + 3200/area (C)
SM.2B.26.12	Estimated < 150 + 4200/area (D)
SM.2B.26.13	Estimated < 190 + 5200/area (E)
SM.2B.26.14	Estimated < 240 + 6500/area (F)
SM.2B.26.15	Estimated > 240 + 6500/area (G)
SM.2B.26.16	
SM.2B.26.17	
SM.2B.26.18	no data
SM.2B.26.19	Total

27. CRE Age Structure

SM.2B.27.1	older than 1919
SM.2B.27.2	1919 - 1945
SM.2B.27.3	1946 - 1960
SM.2B.27.4	1961 - 1970
SM.2B.27.5	1971 - 1980
SM.2B.27.6	1981 - 1990
SM.2B.27.7	1991 - 2000
SM.2B.27.8	2001 - 2005
SM.2B.27.9	2006 and later
SM.2B.27.10	no data
SM.2B.27.11	Total

28. New Commercial Property

SM.2B.28.1	New property
SM.2B.28.2	Existing property
SM.2B.28.3	other
SM.2B.28.4	no data
SM.2B.28.5	Total

29. CO2 emission (kg of CO2 per year) - optional

SM.2B.29.1
SM.2B.29.2
SM.2B.29.3
SM.2B.29.4
SM.2B.29.5
SM.2B.29.6
SM.2B.29.7
SM.2B.29.8
SM.2B.29.9
SM.2B.29.10
SM.2B.29.11
SM.2B.29.12
SM.2B.29.13
SM.2B.29.14
SM.2B.29.15
SM.2B.29.16
SM.2B.29.17
SM.2B.29.18
SM.2B.29.19

no data
Total

Optional Sustainable Mortgage Data

DKK

[Mortgage program](#)
[Composition of the mortgage stock](#)
[Green Pool](#)
[Blue Pool](#)

Optional mortgage program	
Nominal (mn)	Number of loans
39.025	12.065
16.602	4.111
0	0
55.627	16.176

Composition of the mortgage stock	
Nominal (mn)	
48.778	
6.849	
55.627	

Residential Loans	Commercial Loans
15.585	591

% Residential Loans	% Commercial Loans
3,0%	25,0%

% Residential Loans	% Commercial Loans
<u>100,0%</u>	<u>100,0%</u>

100,0%

100,0%

0,0%
0,0%

0,0%
0,0%

0,0%

0,0%

% Residential Loans	% Commercial Loans
20,8%	26,2%
43,4%	37,1%
6,2%	10,7%
11,8%	7,8%
17,8%	18,2%

% Residential Loans	% Commercial Loans
100,0%	100,0%
0,0%	0,0%
0,0%	0,0%

% Residential Loans	% Commercial Loans
24,2%	18,3%
75,8%	81,7%

% Residential Loans	% Commercial Loans
18,0%	9,8%
7,4%	4,2%
6,1%	2,9%
7,8%	8,1%
60,7%	75,0%

% Residential Loans	% Commercial Loans
0,0%	0,0%

Nominal	Number of Loans
3.130	
8.905	8.522
16.536	5.671
9.427	1.075
7.011	244
3.224	46
3.675	27

48.778	15.585
Nominal	Number of Loans
ND1	
ND1	ND1
ND1	ND1
ND1	ND1

ND1
ND1
ND1
ND1
ND1
0,0

ND1
ND1
ND1
ND1
ND1
0

Nominal	Number of Loans
30,0%	
27.694	
14.792	
4.767	
569	
469	
73	
35	
46	
<hr/>	<hr/>
48.445	0

% Residential Loans
52,4%
0,1%
47,5%
#N/A
#N/A

% Residential Loans

100,0%

Nominal (mn)	Number of dwellings
22.192	5.923
9.984	4.450
5.734	6.423
3.257	4.224
973	1.608
147	249
66	92
88	40
22	24
3.032	3.367
2.813	2.297
215	748
35	102
5	0
202	44
48.765	29.591

Nominal (mn)	Number of dwellings
22.192	5.923
9.984	4.450
5.734	6.423
3.257	4.224
973	1.608
147	249
66	92
88	40
22	24
3.032	3.367
2.813	2.297
215	748
35	102
5	0

202	44
48.765	29.591

Nominal (mn)	Number of dwellings
1.476	435
2.370	1.042
6.038	6.249
6.246	3.878
4.738	3.892
2.800	6.391
1.240	1.170
1.134	429
22.534	6.066
202	39
48.778	29.591

Nominal (mn)	Number of dwellings
12.250	5.033
6.447	706
3.139	1.552
26.942	22.300
48.778	29.591

Nominal (mn)	Number of dwellings
14.422	3.387
34.154	26.165
202	39
48.778	29.591

Nominal (mn)	Number of dwellings
--------------	---------------------

0,0

0

Nominal		Number of Loans	
11.590			
70			97
270			134
1.724			243
1.461			74
1.259			28
2.066			15

6.849

Nominal

Number of Loans

ND1

ND1

ND1

ND1

ND1

ND1

ND1

ND1

ND1

0,0

ND1

ND1

ND1

ND1

ND1

ND1

ND1

ND1

0

Nominal

Number of Loans

34,0%

4.048

2.389

347

17

8

3

3

3

6.818

0

% Commercial loans

21,4%

0,0%

15,3%

63,4%

#N/A

#N/A

#N/A

Nominal (mn)

Number of CRE

3.154

315

3.696

850

0

0

0

0

0

0

0

0

0

0

0

0

0

0

0

0

0

0

Nominal (mn)

Number of CRE

0

0

HTT 2022



% Nominal (mn) to total mortgage program	
	13,3%
	5,7%
	0,0%
	19,0%

% Total sustainable Mortgages	
	87,7%
	12,3%
	0,0%
	100,0%
	0,0%
	0,0%
	0,0%
	0,0%
	0,0%
	0,0%
	0,0%
	0,0%
	0,0%
	0,0%

Total sustainable Mortgages

% Total Sustainable Mortgages

3,0%

% Total Sustainable Mortgages

0,0%

0,0%

0,0%

% Total Mortgages

21,5%

42,7%

6,7%

11,3%

17,8%

% Total Mortgages	
	100,0%
	0,0%
	0,0%

% Total Mortgages	
	23,5%
	76,5%

% Total Mortgages	
	17,0%
	7,0%
	5,7%
	7,8%
	62,5%

% Total Mortgages

0,0%

% Residential Loans

18,3%

33,9%

19,3%

14,4%

6,6%

7,5%

100,0%

% Residential Loans

0,0%

% Residential Loans

57,2%

30,5%

9,8%

1,2%

1,0%

0,2%

0,1%

0,1%

100,0%



% Residential Loans

45,5%
20,5%
11,8%
6,7%
2,0%
0,3%
0,1%

0,2%
0,0%
6,2%
5,8%
0,4%
0,1%
0,0%

0,4%
12,9%

% Residential Loans

45,5%
20,5%
11,8%
6,7%
2,0%
0,3%
0,1%

0,2%
0,0%
6,2%
5,8%
0,4%
0,1%
0,0%

0,4%
100,0%

% Residential Loans

3,0%
4,9%
12,4%
12,8%
9,7%
5,7%
2,5%
2,3%
46,2%
0,4%
100,0%

% Residential Loans

25,1%
13,2%

6,4%

55,2%
100,0%

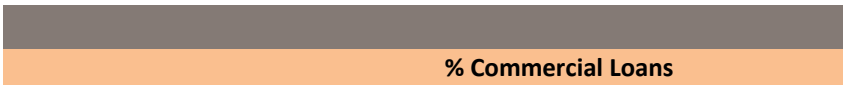
% Residential Loans

29,6%
70,0%

0,4%
100,0%

% Residential Loans

100,0%



1,0%

3,9%

25,2%

21,3%

18,4%

30,2%

100,0%
% Commercial Loans

0,0%

% Commercial Loans

59,4%
35,0%
5,1%
0,3%
0,1%
0,0%
0,0%
0,0%
100,0%



% Commercial Loans

46,0%

54,0%

0,0%

0,0%

0,0%

0,0%

0,0%

0,0%

0,0%

0,0%

0,0%

0,0%
0,0%
0,0%

0,0%
100,0%

% Commercial Loans

46,0%
54,0%
0,0%
0,0%
0,0%
0,0%
0,0%

0,0%
0,0%
0,0%
0,0%
0,0%
0,0%
0,0%

0,0%
100,0%

% Commercial Loans

5,7%
6,7%
2,9%
5,6%
5,6%
11,7%
6,9%
12,9%
41,9%
0,0%
100,0%

% Commercial Loans

17,3%

17,3%

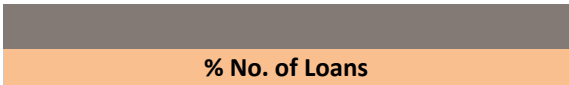
% Residential Loans

100,0%

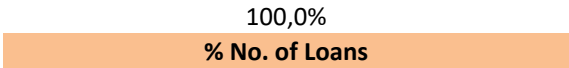
0,0%

% No. of Loans to total mortgage program





54,7%
36,4%
6,9%
1,6%
0,3%
0,2%



0,0%

% No. of Loans

0,0%



% No. of Dwellings

- 20,0%
- 15,0%
- 21,7%
- 14,3%
- 5,4%
- 0,8%
- 0,3%

- 0,1%
- 0,1%
- 11,4%
- 7,8%
- 2,5%
- 0,3%
- 0,0%

- 0,1%
- 22,2%

% No. of Dwellings

- 20,0%
- 15,0%
- 21,7%
- 14,3%
- 5,4%
- 0,8%
- 0,3%

- 0,1%
- 0,1%
- 11,4%
- 7,8%
- 2,5%
- 0,3%
- 0,0%

0,1%
100,0%

% No. of dwellings

1,5%
3,5%
21,1%
13,1%
13,2%
21,6%
4,0%
1,4%
20,5%
0,1%
100,0%

% No. of dwellings

17,0%
2,4%

5,2%

75,4%
100,0%

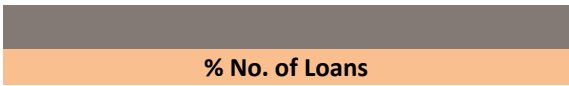
% No. of dwellings

11,4%
88,4%

0,1%
100,0%

% No. of Dwellings

100,0%



0,0%

% No. of Loans

0,0%

% No. of Loans

0,0%



% No. of CRE

- 27,0%
- 73,0%
- 0,0%
- 0,0%
- 0,0%
- 0,0%
- 0,0%

- 0,0%
- 0,0%
- 0,0%
- 0,0%

0,0%
0,0%
0,0%

0,0%
100,0%

% No. of CRE

27,0%
73,0%
0,0%
0,0%
0,0%
0,0%
0,0%

0,0%
0,0%
0,0%
0,0%
0,0%
0,0%
0,0%

0,0%
100,0%

% No. of CRE

3,2%
0,9%
0,9%
2,2%
1,8%
37,7%
10,0%
13,0%
30,5%
0,0%
100,0%

% No. of CRE

6,4%
93,6%

0,0%
100,0%

% No. of CRE

100,0%

0,0%

This addendum is optional

Temporary tab Harmonised Transparency

Reporting in Domestic Currency

CONTENT OF Temporary

- [1. Share of assets affected by payment holidays](#)
- [2. Additional information on the cover pool section affected](#)

1. Share of cover assets affected at the time of reporting

1. Breakdown of payment holiday

COV.1.1.1	payment holiday granted
OCOV.1.1.2	
OCOV.1.1.3	

2. Additional information on the cover pool section affected

1. types of granted payment holiday (original duration)

in % nominal (mn) of affected notional amount to total cover pool

COV.2.1.1	principal & interest deferred
COV.2.1.2	principal deferred
COV.2.1.3	other
COV.2.1.4	Total payment holiday
OCOV.2.1.5	<i>[please insert here mortgages with extended moratoria]</i>
OCOV.2.1.6	<i>[please insert here mortgages with extended moratoria]</i>
OCOV.2.1.7	<i>[please insert here mortgages with extended moratoria]</i>
OCOV.2.1.8	<i>[please insert here mortgages with extended moratoria]</i>
OCOV.2.1.9	<i>[please insert here mortgages with extended moratoria]</i>
OCOV.2.1.10	<i>[please insert here mortgages with extended moratoria]</i>



















Template - Optional COVID 19 impact

[Please insert currency]

Tab
[caused by COVID 19](#)
[ected by payment holidays](#)

by payment holidays caused exclusively by COVID 19

Nominal (mn)	Number of loans
[For completion]	[For completion]

ted by payment holidays

1 month	2 months
[For completion]	[For completion]
[For completion]	[For completion]
[For completion]	[For completion]
0,0%	0,0%

















HTT 2022

For further information concerning the nation-specific dispositions regarding the impact of the Covid 19 outbreak on cover pools, please refer to the:

Optional further information at issuer/c

[For completion]

Can the COVID-19 related payment holiday loans remain part of the cover pool?

% Nominal (mn) to total cover pool

#REF!

3 months

4 to 6 months

[For completion]

[For completion]

[For completion]

[For completion]

[For completion]

[For completion]

0,0%

0,0%

















[COVID-19: EMF-ECBC Response](#)

country level

[YES/NO] (cancel what is not relevant)

% No. of Loans to total cover pool

#REF!

over 6 months

total

[For completion]

0,0%

[For completion]

0,0%

[For completion]

0,0%

0,0%

0,0%

0,0%

0,0%

0,0%

0,0%





Orange horizontal bar

Orange horizontal bar

Orange horizontal bar

Stacked horizontal bars: top is dark grey, bottom is orange













C. Harmonised Transparency Template - Glossary

HTT 2022

The definitions below reflect the national specificities

Field Number	1. Glossary - Standard Harmonised Items	Definition
HG.1.1	OC Calculation: Actual	Total value of cover pool subtracted nominal value of covered bonds
HG.1.2	OC Calculation: Legal minimum	Minimum legal required OC of RWA
HG.1.3	OC Calculation: Committed	ND2
	Interest Rate Types	<p>Index Loans: These are loans where instalments and outstanding debt are adjusted with the development of an index which typically reflects trends in consumer prices. The loan type was introduced in Denmark in 1982. All Danish index loans have index semi-annual payment dates (January 1st and July 1st). Index loans are offered as cash loans. The maturity depends on the loan type. Especially the maturity for subsidized housing depends on the size of the future inflation rate.</p> <p>Fixed-rate loans: The long-term – typically 30-year – fixed-rate, callable loan is considered the most traditional mortgage loan. With this loan, the borrower knows in advance the fixed repayments throughout the term of the loan. The long-term fixed-rate mortgage loan has a prepayment option which may be exercised in two ways, i.e. the borrowers may prepay their outstanding debt at a price of 100 (par) or the borrowers may purchase the underlying bonds in the financial markets and deliver them to the mortgage bank. This loan type is also offered with interest-only periods.</p> <p>Adjustable Rate Mortgages: Adjustable-rate mortgages (ARMs) were introduced in 1996 and the main advantage of ARMs is that interest rates are generally lower than those of fixed-rate loans when raised. The interest rate is generally reset at a frequency of 1, 3, 5 or 10 years and the underlying bonds are replaced by new bonds. The yield of the new bonds determines the loan rate for the period until the next interest rate reset. The lower initial loan rate should therefore be weighed against the risk that it will increase during the loan term. An ARM may be prepaid at a price of 100 in connection with each interest rate reset. Alternatively, the borrower may prepay the loan by purchasing the bonds on market terms – as with all mortgage loans. This loan type is also offered with interest-only periods.</p> <p>Money market based loans: The loan rate changes at generally three or six months. In addition, this loan type differs from ARMs as this interest rate depends on a reference rate, ie an interest rate determined in another market. The reference rate of DKK-denominated loans is CIBOR (Copenhagen Interbank Offered Rate) or CITA (Copenhagen Interbank Tomorrow/Next Average), an interest rate which is quoted daily by NASDAQ. This loan type is also offered with interest-only periods.</p> <p>Non Capped floaters: These are loans where the rate changes at generally three or six months. The reference rate of DKK-denominated loans is CIBOR (Copenhagen Interbank Offered Rate) or CITA (Copenhagen Interbank Tomorrow/Next Average), an interest rate which is quoted daily by OMX NASDAQ. Capped floaters: It is possible to get a loan with a floating interest rate which cannot exceed a certain level (cap). In this way, the borrower hedges against major interest rate increases. If a loan has a cap of 6%, then the interest rate can never be higher than 6%. The loan rate will track CIBor (or Euribor / Cita), as long as it does not exceed 6%. A floating-rate loan may be prepaid in two ways: either at an agreed price – typically 100 or 105 – or the borrower may buy the underlying bonds at market price.</p> <p>Other: Any other loan types, which not comply with the above mentioned.</p>
HG.1.4	Residual Life Buckets of Cover assets [i.e. how is the contractual and/or expected residual life defined? What assumptions eg, in terms of prepayments? etc.]	Only contractual maturity is relevant and reported. Early repayments happens at borrows discretion is among other thing depending on interest rate developments and cannot be anticipated by issuer.
HG.1.5	Maturity Buckets of Covered Bonds [i.e. how is the contractual and/or expected maturity defined? What maturity structure (hard bullet, soft bullet, conditional pass through)? Under what conditions/circumstances? Etc.]	Only contractual maturity is relevant and reported. Early repayments happens at borrows discretion is among other thing depending on interest rate developments and cannot be anticipated by issuer.
HG.1.6	LTVs: Definition	LTV is reported continuously. The loans are distributed from the start ltv of the loan to the marginal ltv. This means that, if the loan is first rank, it is distributed proportionally by bracket size from 0 to the marginal
HG.1.7	LTVs: Calculation of property/shipping value	
HG.1.8	LTVs: Applied property/shipping valuation techniques, including whether use of index, Automated Valuation Model (AVM) or on-site audits	
HG.1.9	LTVs: Frequency and time of last valuation	Minimum once pr. year for commercial properties. Minimum once every third year for owner occupied.
HG.1.10	Explain how mortgage types are defined whether for residential housing, multi-family housing, commercial real estate, etc. Same for shipping where relevant	The Danish FSA sets guidelines for the grouping of property in categories. Property type is determined by its primary use.
HG.1.11	Hedging Strategy (please explain how you address interest rate and currency risk)	[For completion]
HG.1.12	Non-performing loans	A loan is categorised as non-performing when a borrower neglects a payment failing to pay instalments and / or interests.
HG.1.13	NPV assumptions (when stated)	
OHG.1.1		
OHG.1.2		
OHG.1.3		
OHG.1.4		
OHG.1.5		
OHG.1.6		
OHG.1.7		
OHG.1.8		
OHG.1.9		
	2. Glossary - ESG items (optional)	Definition
HG.2.1	Sustainability - strategy pursued in the cover pool	[For completion]
HG.2.2	Subsidised Housing (definitions of affordable, social housing)	[For completion]



HG.2.3	New Property and Existing Property	[For completion]
OHG.2.1		
OHG.2.2		
OHG.2.3		
OHG.2.4		
OHG.2.5		
OHG.2.6		
OHG.2.7		
OHG.2.8		
OHG.2.9		
OHG.2.10		
OHG.2.11		
OHG.2.12		

3. Reason for No Data		Value
HG.3.1	Not applicable for the jurisdiction	ND1
HG.3.2	Not relevant for the issuer and/or CB programme at the present time	ND2
HG.3.3	Not available at the present time	ND3
OHG.3.1		
OHG.3.2		
OHG.3.3		

4. Glossary - Extra national and/or Issuer Items		Definition
HG.4.1	Other definitions deemed relevant	[For completion]
OHG.4.1		
OHG.4.2		
OHG.4.3		
OHG.4.4		
OHG.4.5		

ECBC National Label Transparency Template (NTT) for Danish Issuers 2022



Issuer:	Realkredit Danmark A/S
Issuer type:	Specialized mortgage bank
Cover pool setup:	Single cover pool (SDRO)
Cover pool:	Capital Centre S
Homepage:	www.rd.dk/investor
Format of template:	Excel and PDF
Frequency of update:	Quarterly
Published:	09-nov-22
Data per:	Q3 2022

ECBC Label Template : Contents

As of End Q3 2022



Specialised finance institutes

General Issuer Detail

A [General Issuer Detail](#)

Cover Pool Information

G1.1 [General cover pool information](#)

G2 [Outstanding CBs](#)

G2.1a-f [Cover assets and maturity structure](#)

G2.2 [Interest and currency risk](#)

G3 [Legal ALM \(balance principle\) adherence](#)

G4 [Additional characteristics of ALM business model for issued CBs](#)

M1/B1 [Number of loans by property category](#)

M2/B2 [Lending by property category, DKKbn](#)

M3/B3 [Lending, by loan size, DKKbn](#)

M4a/B4a [Lending, by-loan to-value \(LTV\), current property value, DKKbn](#)

M4b/B4b [Lending, by-loan to-value \(LTV\), current property value, Per cent](#)

M4c/B4c [Lending, by-loan to-value \(LTV\), current property value, DKKbn \("Sidste krone"\)](#)

M4d/B4d [Lending, by-loan to-value \(LTV\), current property value, Per cent \("Sidste krone"\)](#)

M5/B5 [Lending by region, DKKbn](#)

M6/B6 [Lending by loan type - IO Loans, DKKbn](#)

M7/B7 [Lending by loan type - Repayment Loans / Amortizing Loans, DKKbn](#)

M8/B8 [Lending by loan type - All loans, DKKbn](#)

M9/B9 [Lending by Seasoning, DKKbn \(Seasoning defined by duration of customer relationship\)](#)

M10/B10 [Lending by remaining maturity, DKKbn](#)

M11/B11 [90 day Non-performing loans by property type, as percentage of instalments payments, %](#)

M11a/B11a [90 day Non-performing loans by property type, as percentage of lending, %](#)

M11b/B11b [90 day Non-performing loans by property type, as percentage of lending, by continuous LTV bracket, %](#)

M12/B12 [Realised losses \(DKKm\)](#)

M12a/B12a [Realised losses \(%\)](#)

Ship finance institutes

A [General Issuer Detail](#)

G1-G4 [Cover pool information](#)

S1-S3 [Lending](#)

S4 [LTV](#)

S5 [Lending by region and ship type](#)

S6-S8 [Lending by ship type](#)

S9-13 [Lending \(Classification Societies, Size of Ships, NPL definition\)](#)

Key Concepts

X1 [Key Concepts Explanation](#)

X2 [Key Concepts Explanation](#)

X3 [General explanation](#)

This transparency template is compliant with the requirements in CRR 129(7) and is used with ECBC labelled covered bonds issues by the three issuer categories below.

Mandatory tables

Please note that not all tables are applicable to each issuer type and that some information is optional. Information on applicability is given below and where relevant in connection with the tables in the template.

Specialised mortgage banks

Tables A, G1.1, G2-4, M1-M12, X1-3

Ship finance institutes

Tables A, G1.1, G2-4, S1-S13, X1-3

Non-specialised bank CBs issuers

Tables G1.1 (except total capital coverage), G2-4, B1-B1, X1-3

Voluntary tables

The issuer can insert voluntary tables that contain information in addition to what is contained in the Danish ECBC label template. It shall be possible to distinguish mandatory an voluntary tables.

The voluntary tables must be named V1...Vn, where n is the number of voluntary tables.

Voluntary tables must be marked with a colour different from the colour used for the mandatory tables in the Danish ECBC label template.

Table A. General Issuer Detail

Optional for Banks

**Key information regarding issuers' balance sheet**

<i>(DKKbn – except Tier 1 and Solvency ratio)</i>	2022Q3	2022Q2	2022Q1	2021Q4
Total Balance Sheet Assets	763,2	793,6	846,7	877,0
Total Customer Loans(fair value)	706,7	740,0	779,2	810,1
of which: Used/registered for covered bond collateral pool	706,7	740,0	779,2	810,1
Tier 1 Ratio (%)	30,8%	29,7%	27,6%	24,9%
Solvency Ratio (%)	31,2%	30,1%	27,9%	25,3%
Outstanding Covered Bonds (fair value)	707,8	740,5	792,5	821,0
Outstanding Senior Unsecured Liabilities	0,0	0,0	0,0	0,0
Senior Secured Bonds	2,0	2,0	0,0	0,0
Guarantees (e.g. provided by states, municipals, banks)	99,1	102,7	105,4	110,7
Net loan losses (Net loan losses and net loan loss provisions)	0,2	0,0	0,0	0,3
Value of acquired properties / ships (temporary possessions, end quarter)	0,0	0,0	0,0	0,0

Customer loans (mortgage) (DKKbn)

Total customer loans (market value)	803,5	804,1	806,0	806,2
-------------------------------------	-------	-------	-------	-------

Composition by

Maturity				
- 0 <= 1 year	1,8	2,2	2,3	1,8
- < 1 <= 5 years	9,6	9,8	9,0	7,9
- over 5 years	792,1	792,1	794,6	796,5
Currency	-	-	-	-
- DKK	784,2	784,3	785,9	786,7
- EUR	3,3	3,4	3,5	3,7
- USD	-	-	-	-
- Other	16	16	17	16
customer type	-	-	-	-
- Residential (owner-occ., private rental, corporate housing, holiday houses)	444,1	447,6	448,5	449,2
- Commercial (office and business, industry, agriculture, manufacture, social and cultural, ships)	273,7	273,6	276,3	275,9
- Subsidised	85,8	83,0	81,2	81,1
eligibility as covered bond collateral	-	-	-	-
Non-performing loans (See definition in table X1)	0,20	0,20	0,20	0,20
Loan loss provisions (sum of total individual and group wise loss provisions, end of quarter)	-	-	-	-

[To Contents](#)

Table G1.1 – General cover pool information

DKKbn / Percentage of nominal outstanding CBs	2022Q3	2022Q2	2022Q1	2021Q4
Nominal cover pool (total value)	312	324	335	337
Transmission or liquidation proceeds to CB holders (for redemption of CBs maturing 0-1 day)	7	2	3	3
Overcollateralisation	19	18	18	17
Overcollateralisation ratio				
Total	0,1	0,1	0,1	0,1
Mandatory (percentage of risk weighted assets, general, by law)	8,0%	8,0%	8,0%	8,0%
Nominal value of outstanding CBs	293	307	319	320
– hereof amount maturing 0-1 day	0	0	0	0
Proceeds from senior secured debt	0	0	0	0
Proceeds from senior unsecured debt	0	0	0	0
Tier 2 capital	0	0	0	0
Additional tier 1 capital (e.g. hybrid core capital)	0	0	0	0
Core tier 1 capital invested in gilt-edged securities	18	17	17	16
Total capital coverage (rating compliant capital)	18	17	17	16

Loan loss provisions (cover pool level - shown | Table A on issuer level) - Optional

Table G2 – Outstanding CBs

DKKbn / Percentage of nominal outstanding CBs	2022Q3	2022Q2	2022Q1	2021Q4
Nominal value of outstanding CBs	293	307	319	320
Fair value of outstanding CBs (marked value)	214	248	283	307
Maturity of issued CBs				
1 day – < 1 year	-	-	-	-
1 year	-	-	-	-
> 1 and ≤ 2 years	-	-	-	-
> 2 and ≤ 3 years	-	-	-	-
> 3 and ≤ 4 years	-	-	-	-
> 4 and ≤ 5 years	-	-	-	-
5-10 years	4	5	5	5
10-20 years	39,0	41,0	44,0	46,0
> 20 years	250,0	261,0	270,0	269,0
Amortisation profile of issued CBs				
Bullet	-	-	-	-
Annuity	100,0%	100,0%	100,0%	100,0%
Serial	-	-	-	-
Interest rate profile of issued CBs				
Fixed rate (Fixed rate constant for more than 1 year)	100,0%	100,0%	100,0%	100,0%
Floating rate (Floating rate constant for less than 1 year)	0,0%	0,0%	0,0%	0,0%
Capped floating rate	0,0%	0,0%	0,0%	0,0%
Currency denomination profile of issued CBs				
DKK	1,0	1,0	1,0	1,0
EUR	-	-	-	-
SEK	-	-	-	-
CHF	-	-	-	-
NOK	-	-	-	-
USD	-	-	-	-
Other	-	-	-	-
UCITS compliant	100%	100%	100%	100%
CRD compliant	100%	100%	100%	100%
Eligible for central bank repo	100%	100%	100%	100%
Rating				
Moody's	AAA	AAA	AAA	AAA
S&P	AAA	AAA	AAA	AAA
Fitch	AAA	AAA	AAA	AAA

Table G2.1a-f – Cover assets and maturity structure

Table G2.1a - Assets other than the loan portfolio in the cover pool

Rating/maturity	AAA	AA+	AA	AA-	A+	A	A-	etc.	Not rated
Gilt-edged securities / rating compliant capital									
0-1 year	7,5								
>1- < 5 years	9,6								
> 5 years	1,7								
Total	18,8								

Table G2.1b - Assets other than the loan portfolio in the cover pool

Rating/type of cover asset	AAA	AA+	AA	AA-	A+	A	A-	etc.	Not rated
Exposures to/guaranteed by governments etc. in EU	1,9								
Exposures to/guaranteed by governments etc. third countries									
Exposure to credit institute credit quality step 1	16,9								
Exposure to credit institute credit quality step 2									
Total	18,8		0,0	0					

Table G2.1c - Assets other than the loan portfolio in the cover pool

Maturity structure/Type of cover asset	0-1 year	>1- < 5 years	> 5 years	Total
Exposures to/guaranteed by governments etc. in EU	0,2	1,8	0,0	2,0
Exposures to/guaranteed by governments etc. third countries				
Exposure to credit institute credit quality step 1	7,3	7,8	1,7	16,8
Exposure to credit institute credit quality step 2				
Total	7,5	9,6	1,7	18,8

Table G2.1d - Assets other than the loan portfolio in the cover pool

Other assets, total (distributed pro rata after total assets in credit institution and cover pool)	

Table G2.1e - Derivatives at programme level (not subordinated / pari passu with covered bonds)

0-1 year	-
>1- < 5 years	-
> 5 years	-
Total	-

Table G2.1f - Other Derivatives (subordinated)

0-1 year	-
>1- < 5 years	-
> 5 years	-
Total	-

Table G2.2 – Interest and currency risk

Total value of loans funded in cover pool	293
Match funded (without interest and/or currency risk)	1
Completely hedged with derivatives	
Un-hedged interest rate risk	
Un-hedged currency risk	
- Of which EUR	
- Of which DKK	
- Of which...	

Table G3 – Legal ALM (balance principle) adherence¹

	Issue adherence
General balance principle	
Specific balance principle	

¹ Cf. the Danish Executive Order on bond issuance, balance principle and risk management

Table G4 – Additional characteristics of ALM business model for issued CBs

	Issue adherence	
	Yes	No
One-to-one balance between terms of granted loans and bonds issued, i.e. daily tap issuance?	X	
Pass-through cash flow from borrowers to investors?	X	
Asset substitution in cover pool allowed?		X

Note: ¹ A few older traditional Danish mortgage bonds are not CRD compliant

Capital Centre S

Property categories are defined according to Danish FSA's AS-reporting form

Reporting date 30-09-2022 **REALKREDIT
Danmark**

Table M1/B1

Number of loans by property category

	Owner-occupied homes	Holiday houses	Subsidised Housing	Cooperative Housing	Private rental	Manufacturing and Manual Industries	Office and Business	Agriculture	Social and cultural purposes	Other	Total
Total	137.065	11.574	4.496	2.848	3.506	316	2.110	2.407	464	114	164.900
In %	83	7	3	2	2	0	1	1	0	0	99

Table M2/B2

Lending by property category, DKKbn

	Owner-occupied homes	Holiday houses	Subsidised Housing	Cooperative Housing	Private rental	Manufacturing and Manual Industries	Office and Business	Agriculture	Social and cultural purposes	Other	Total
Total	187,1	9,1	20,1	23,6	20,0	2,7	15,1	8,3	7,0	0,1	293,1
In %	64	3	7	8	7	1	5	3	2	0	100

Table M3/B3

Lending, by loan size, DKKbn

	DKK 0 - 2m	DKK 2 - 5m	DKK 5 - 20m	DKK 20 - 50m	DKK 50 - 100m	> DKK 100m	Total
Total	114,3	88,2	46,5	23,0	10,1	10,9	293,0
In %	39	30	16	8	3	4	100

[To Contents](#)

Table M4a/B4a

Lending, by-loan to-value (LTV), current property value, DKKbn										
	DKKbn									
	0 - 19,9	20 - 39,9	40 - 59,9	60 - 69,9	70 - 79,9	80 - 84,9	85 - 89,9	90 - 94,9	95 - 100	> 100
Owner-occupied homes	102,9	65,0	16,9	1,4	0,4	0,1	0,1	0,0	0,0	0,3
Holiday houses	5,9	2,7	0,4	0,0	0,0	0,0	0,0	0,0	0,0	0,0
Subsidised Housing	13,6	4,0	1,4	0,3	0,4	0,1	0,0	0,0	0,0	0,2
Cooperative Housing	17,6	4,7	1,1	0,1	0,0	0,0	0,0	0,0	0,0	0,0
Private rental	10,0	7,6	2,3	0,1	0,0	0,0	0,0	0,0	0,0	0,0
Manufacturing and Manual Industries	1,7	0,9	0,1	0,0	0,0	-	-	-	-	-
Office and Business	8,8	5,5	0,7	0,0	0,0	0,0	0,0	0,0	0,0	0,0
Agricultural properties	4,2	2,8	1,1	0,1	0,0	0,0	0,0	0,0	0,0	0,0
Properties for social and cultural purposes	4,0	2,6	0,2	0,0	0,0	0,0	0,0	0,0	0,0	0,1
Other	0,1	0,0	0,0	-	-	-	-	-	-	0,0
Total	168,9	95,8	24,1	2,1	0,9	0,2	0,1	0,1	0,1	0,7

Table M4b/B4b

Lending, by-loan to-value (LTV), current property value, per cent										
	Per cent									
	0 - 19,9	20 - 39,9	40 - 59,9	60 - 69,9	70 - 79,9	80 - 84,9	85 - 89,9	90 - 94,9	95 - 100	> 100
Owner-occupied homes	54,99	34,75	9,04	0,75	0,19	0,04	0,03	0,02	0,02	0,17
Holiday houses	65,56	29,71	3,88	0,26	0,07	0,03	0,02	0,02	0,02	0,44
Subsidised Housing	67,49	19,70	6,94	1,64	2,16	0,34	0,16	0,22	0,16	1,21
Cooperative Housing	74,70	19,89	4,78	0,44	0,11	0,03	0,01	0,01	0,01	0,03
Private rental	50,01	37,88	11,30	0,63	0,08	0,02	0,01	0,01	0,01	0,06
Manufacturing and Manual Industries	63,75	31,61	4,13	0,38	0,13	0,00	0,00	0,00	0,00	0,09
Office and Business	58,53	36,46	4,36	0,29	0,18	0,08	0,03	0,01	0,01	0,06
Agricultural properties	50,86	34,44	13,29	1,04	0,25	0,05	0,03	0,01	0,00	0,02
Properties for social and cultural purposes	57,41	37,37	2,92	0,22	0,17	0,08	0,08	0,08	0,08	1,59
Other	77,67	21,04	0,58	0,00	0,00	0,00	0,00	0,00	0,00	0,72
Total	57,63	32,69	8,23	0,73	0,31	0,06	0,04	0,03	0,03	0,25

Table M4c/B4c

Lending, by-loan to-value (LTV), current property value, DKKbn ("Sidste krone")											
	DKKbn										
	0 - 19,9	20 - 39,9	40 - 59,9	60 - 69,9	70 - 79,9	80 - 84,9	85 - 89,9	90 - 94,9	95 - 100	> 100	Avg. LTV
Owner-occupied homes	16,6	84,6	72,1	8,7	3,7	0,3	0,2	0,2	0,1	0,8	40,42
Holiday houses	1,3	5,7	1,8	0,2	0,0	-	-	-	-	0,1	35,11
Subsidised Housing	11,2	5,2	2,1	0,3	0,4	0,4	0,1	0,0	0,0	0,3	31,91
Cooperative Housing	12,7	7,4	3,0	0,3	0,1	0,0	0,0	-	-	0,0	25,39
Private rental	3,8	9,6	6,1	0,4	0,1	0,0	0,0	-	-	0,0	37,71
Manufacturing and Manual Industries	0,8	1,5	0,4	0,0	0,1	-	-	-	-	-	31,61
Office and Business	3,0	9,1	2,8	0,0	0,0	0,0	0,1	0,0	-	0,0	32,66
Agricultural properties	2,0	4,1	1,9	0,2	0,1	0,0	-	0,0	-	-	35,42
Properties for social and cultural purposes	1,2	4,8	0,7	0,0	0,0	-	-	-	-	0,2	39,61
Other	0,0	0,1	-	-	-	-	-	-	-	-	28,96
Total	52,6	131,9	90,8	10,3	4,5	0,8	0,4	0,2	0,2	1,5	37,6

Table M4d/B4d

Lending, by-loan to-value (LTV), current property value, PER CENT ("Sidste krone")											
	Per cent										
	0 - 19,9	20 - 39,9	40 - 59,9	60 - 69,9	70 - 79,9	80 - 84,9	85 - 89,9	90 - 94,9	95 - 100	> 100	Avg. LTV
Owner-occupied homes	8,88	45,18	38,51	4,65	1,96	0,14	0,11	0,09	0,05	0,43	
Holiday houses	14,22	62,39	20,29	1,87	0,44	0,00	0,00	0,00	0,00	0,77	
Subsidised Housing	55,64	25,61	10,44	1,69	2,09	2,19	0,35	0,15	0,20	1,54	
Cooperative Housing	53,96	31,51	12,49	1,27	0,55	0,08	0,08	0,00	0,00	0,04	
Private rental	18,77	48,00	30,33	2,20	0,45	0,05	0,05	0,00	0,05	0,15	
Manufacturing and Manual Industries	28,83	54,74	13,87	0,36	2,55	0,00	0,00	0,00	0,00	0,00	
Office and Business	19,87	60,40	18,48	0,26	0,26	0,07	0,40	0,07	0,00	0,20	
Agricultural properties	24,67	48,97	22,73	2,66	0,73	0,24	0,00	0,12	0,00	0,00	
Properties for social and cultural purposes	17,39	68,39	10,49	0,57	0,29	0,00	0,00	0,00	0,00	2,73	
Other	0,14	71,43	0,00	0,00	0,00	0,00	0,00	0,00	0,00	0,00	
Total	17,96	45,00	30,98	3,50	1,55	0,26	0,13	0,08	0,05	0,49	

Table M5/B5 - Total
Lending by region, DKKbn

	Greater Copenhagen area (Region Hovedstaden)	Remaining Zealand & Bornholm (Region Sjælland)	Northern Jutland (Region Nordjylland)	Eastern Jutland (Region Midtjylland)	Southern Jutland & Funen (Region Syddanmark)	Outside Denmark	Total
Owner-occupied homes	94,4	29,5	7,5	26,9	28,8		187,1
Holiday houses	2,6	2,7	1,0	1,3	1,5		9,1
Subsidised Housing	8,6	2,1	1,1	4,1	4,2		20,1
Cooperative Housing	18,0	1,4	0,6	1,9	1,7		23,6
Private rental	6,7	1,3	2,1	6,2	3,7		20,0
Manufacturing and Manual Industries	0,5	0,1	0,5	0,6	1,1		2,8
Office and Business	7,3	1,6	1,0	3,3	1,9		15,1
Agricultural properties	0,8	2,5	0,8	1,4	2,8		8,3
Properties for social and cultural purposes	1,4	0,6	0,5	2,7	1,7		7,0
Other	0,0	0,0	-	0,0	0,0		0,1
Total	140,3	41,9	15,0	48,3	47,5		293,0

[To Contents](#)

Table M6/B6

Lending by loan type - IO Loans, DKKbn

	Owner-occupied homes	Holiday houses	Subsidised Housing	Cooperative Housing	Private rental	Manufacturing and Manual Industries	Office and Business	Agriculture	Social and cultural purposes	Other	Total	
Index Loans	0	0	0	0	0	0	0	0	0	0	0	-
Fixed-rate to maturity	73,5	2,4	-	5,4	8,8	-	1,9	4,0	0,7	0,0	0,0	96,7
Fixed-rate shorter period than maturity (ARM's etc.)												
- rate fixed ≤ 1 year	-	-	-	-	-	-	-	-	-	-	-	-
- rate fixed > 1 and ≤ 3 years	-	-	-	-	-	-	-	-	-	-	-	-
- rate fixed > 3 and ≤ 5 years	-	-	-	-	-	-	-	-	-	-	-	-
- rate fixed > 5 years	-	-	-	-	-	-	-	-	-	-	-	-
Money market based loans												
Non Capped floaters	0,0	-	-	-	-	-	-	-	-	-	-	0,0
Capped floaters	0,1	-	-	-	-	-	-	-	-	-	-	0,1
Other	-	-	-	-	-	-	-	-	-	-	-	-
Total	73,6	2,4	-	5,4	8,8	-	1,9	4,0	0,7	0,0	0,0	96,8

*Interest-only loans at time of compilation. Interest-only is typically limited to a maximum of 10 years

Table M7/B7

Lending by loan type - Repayment Loans / Amortizing Loans, DKKbn

	Owner-occupied homes	Holiday houses	Subsidised Housing	Cooperative Housing	Private rental	Manufacturing and Manual Industries	Office and Business	Agriculture	Social and cultural purposes	Other	Total	
Index Loans	0	0	0	0	0	0	0	0	0	0	0	-
Fixed-rate to maturity	112,4	6,6	20,1	18,2	11,1	2,7	13,2	4,3	6,3	0,0	0,0	195,0
Fixed-rate shorter period than maturity (ARM's etc.)												
- rate fixed ≤ 1 year	-	-	-	-	-	-	-	-	-	-	-	-
- rate fixed > 1 and ≤ 3 years	-	-	-	-	-	-	-	-	-	-	-	-
- rate fixed > 3 and ≤ 5 years	-	-	-	-	-	-	-	-	-	-	-	-
- rate fixed > 5 years	-	-	-	-	-	-	-	-	-	-	-	-
Money market based loans												
Non Capped floaters	0,2	-	-	-	-	-	-	-	-	-	-	0,2
Capped floaters	1,0	0,0	-	0,0	0,0	-	-	0,0	0,0	-	-	1,1
Other	-	-	-	-	-	-	-	-	-	-	-	-
Total	113,6	6,6	20,1	18,2	11,2	2,7	13,2	4,3	6,3	0,0	0,0	196,2

Table M8/B8

Lending by loan type - All loans, DKKbn

	Owner-occupied homes	Holiday houses	Subsidised Housing	Cooperative Housing	Private rental	Manufacturing and Manual Industries	Office and Business	Agriculture	Social and cultural purposes	Other	Total	
Index Loans	0	0	0	0	0	0	0	0	0	0	0	-
Fixed-rate to maturity	185,9	9,0	20,1	23,6	20,0	2,7	15,1	8,3	6,9	0,1	0,1	291,7
Fixed-rate shorter period than maturity (ARM's etc.)												
- rate fixed ≤ 1 year	-	-	-	-	-	-	-	-	-	-	-	-
- rate fixed > 1 and ≤ 3 years	-	-	-	-	-	-	-	-	-	-	-	-
- rate fixed > 3 and ≤ 5 years	-	-	-	-	-	-	-	-	-	-	-	-
- rate fixed > 5 years	-	-	-	-	-	-	-	-	-	-	-	-
Money market based loans												
Non Capped floaters	0,2	-	-	-	-	-	-	-	-	-	-	0,2
Capped floaters	1,1	0,0	-	0,0	0,0	-	-	0,0	0,0	-	-	1,2
Other	-	-	-	-	-	-	-	-	-	-	-	-
Total	187,2	9,1	20,1	23,6	20,0	2,7	15,1	8,3	7,0	0,1	0,1	293,1

Table X1 Key Concepts Explanation	General practice in Danish market	If issuers Key Concepts Explanation differs from general practice: State and explain in this column.
Residential versus commercial mortgages		
Description of the difference made between residential/owner occupied and commercial properties	The Danish FSA sets guidelines for the grouping of property in categories. Property type is determined by its primary use.	
Describe when you classify a property as commercial?	<p>Property which primary purpose is owner occupation is characterised as residential. Whereas properties primarily used for commercial purposes are classified as commercial (cf. below).</p> <p>The Danish FSA sets guidelines for the grouping of property in categories. Examples of application of which classifies property as commercial are:</p>	
E.g.: Private rental, Manufacturing and Manual Industries, Offices and Business, Agriculture.	<ul style="list-style-type: none"> - Office - Retail/shop - Warehouse - Restaurants, inns etc. - Hotels and resorts - Congress and conference centres. - Campsites. - Traffic terminals, service stations, fire stations, auction and export houses. - Agriculture - Forestry - Nurseries - Ships 	
NPL (Non-performing loans)		
	A loan is categorised as non-performing when a borrower neglects a payment failing to pay instalments and / or interests.	
Describe how you define NPLs	The NPL rate is calculated at different time periods after the original payment date. Standard in Table A is 90 day arrear.	
Explain how you distinguish between performing and nonperforming loans in the cover pool?	<p>Commercial bank CB issuers adhere to the Basel definition of NPL.</p> <p>No distinction made. Asset substitution i not allowed for specialised mortgage banks.</p>	
Are NPLs parts of eligible assets in cover pool? Are NPL parts of non eligible assets in cover pool?	<p>The Basel definition of NPL's is applied for commercial bank CB issuers</p> <p>Asset substitution i not allowed for specialised mortgage banks, hence NPLs are part of the cover pool.</p>	
Are loans in foreclosure procedure part of eligible assets in cover pool?	<p>For commercial bank CB issuers NPL's are eligible assets in the cover pool.</p> <p>Asset substitution i not allowed for specialised mortgage banks, hence loans in foreclosure are part of the cover pool.</p>	
If NPL and/or loans in foreclosure procedure are part of the covered pool which provisions are made in respect of the value of these loans in the cover pool?	<p>For commercial bank CB issuers loans in foreclosure procedure are eligible assets in the cover pool.</p> <p>The Danish FSA set rules for loss provisioning. In case of objective evidence of impairment provisioning for loss must be made.</p>	

Table X2 Key Concepts Explanation	Issuer specific (N/A for some issuers)																																																												
Guaranteed loans (if part of the cover pool) How are the loans guaranteed? Please provide details of guarantors																																																													
Loan-to-Value (LTV) Describe the method on which your LTV calculation is based Frequency of collateral valuation for the purpose of calculating the LTV	<p data-bbox="430 298 1136 315">Legal framework for valuation and LTV calculation follow the rules of the Danish FSA - Bekendtgørelse nr. 687 af 20. juni 2007</p> <p data-bbox="430 315 1136 388">The publication contains two different ways to monitor LTV. One where loans are distributed continuously and one where they are distributed discretely. In both tables the fair value of the loans are distributed into predefined LTV bracket intervals. Table M4a/b4a and M4b/B4b displays the loans continuously. Table M4c/B4c and M4d/B4d displays the loans discretely.</p> <p data-bbox="430 388 1136 451">The continuous table(M4a/b4a and M4b/B4b) distributes the loans from the start ltv of the loan to the marginal ltv. This means that, if the loan is first rank, it is distributed proportionally by bracket size from 0 to the marginal ltv into the predefined brackets. If the loans has prior liens, it is distributed from the marginal ltv of the prior liens to the marginal ltv of the loan under consideration.</p> <p data-bbox="430 451 1136 493">The discrete table (M4c/b4c and M4d/B4d) distributes the total fair value of each loan into a single ltv bracket, according to the marginal ltv of the loan under consideration. Average LTV is weighted by loan balance categorised by property type.</p> <p data-bbox="430 493 1136 535">Example 1a below shows a case where the loan is first rank and distributed continuously. Example 1b shows the case where the loans has prior liens and distributed continuously. Example 2 below shows the discrete distribution of a loan.</p> <p data-bbox="430 598 487 619">Example 1a</p> <p data-bbox="430 619 487 640"><u>Explanation</u></p> <p data-bbox="430 640 1136 661">Example of a proportionally distribution into LTV brackets for a loan with LTV of 75 pct and a loan size of 1 million and no prior liens.</p> <p data-bbox="600 661 803 682" style="text-align: center;"><u>Loan-to-value (distribution continuously)</u></p> <table border="1" data-bbox="430 682 1136 745"> <thead> <tr> <th>0-19.9</th> <th>20-39.9</th> <th>40-59.9</th> <th>60-69.9</th> <th>70-79.9</th> <th>80-84.9</th> <th>85-89.9</th> <th>90-94.9</th> <th>95-100</th> <th>>100</th> </tr> </thead> <tbody> <tr> <td>266.667</td> <td>266.667</td> <td>266.667</td> <td>133.333</td> <td>66.667</td> <td>-</td> <td>-</td> <td>-</td> <td>-</td> <td>-</td> </tr> </tbody> </table> <p data-bbox="430 777 487 798">Example 1b</p> <p data-bbox="430 798 487 819"><u>Explanation</u></p> <p data-bbox="430 819 1136 861">Example of a continuous distribution into LTV brackets for a loan with LTV of 75 and a loan size of 1 million with prior liens consisting of a loan with a LTV of 40 pct.</p> <p data-bbox="600 861 803 882" style="text-align: center;"><u>Loan-to-value (distribution continuously)</u></p> <table border="1" data-bbox="430 882 1136 934"> <thead> <tr> <th>0-19.9</th> <th>20-39.9</th> <th>40-59.9</th> <th>60-69.9</th> <th>70-79.9</th> <th>80-84.9</th> <th>85-89.9</th> <th>90-94.9</th> <th>95-100</th> <th>>100</th> </tr> </thead> <tbody> <tr> <td>-</td> <td>-</td> <td>571.429</td> <td>285.714</td> <td>142.857</td> <td>-</td> <td>-</td> <td>-</td> <td>-</td> <td>-</td> </tr> </tbody> </table> <p data-bbox="430 955 487 976">Example 2</p> <p data-bbox="430 976 487 997"><u>Explanation</u></p> <p data-bbox="430 997 1136 1039">Example of discrete ("Sidste krone") distribution into LTV brackets for a loan with LTV of 75 and a loan size of 1 million In this example the 1.000.000 is distributed into the 70-79.9 interval because the LTV of the total loan is 75</p> <p data-bbox="576 1071 828 1092" style="text-align: center;"><u>Loan-to-value (discrete/"Sidste krone" distribution)</u></p> <table border="1" data-bbox="430 1092 1136 1144"> <thead> <tr> <th>0-19.9</th> <th>20-39.9</th> <th>40-59.9</th> <th>60-69.9</th> <th>70-79.9</th> <th>80-84.9</th> <th>85-89.9</th> <th>90-94.9</th> <th>95-100</th> <th>>100</th> </tr> </thead> <tbody> <tr> <td>-</td> <td>-</td> <td>-</td> <td>-</td> <td>1.000.000</td> <td>-</td> <td>-</td> <td>-</td> <td>-</td> <td>-</td> </tr> </tbody> </table>	0-19.9	20-39.9	40-59.9	60-69.9	70-79.9	80-84.9	85-89.9	90-94.9	95-100	>100	266.667	266.667	266.667	133.333	66.667	-	-	-	-	-	0-19.9	20-39.9	40-59.9	60-69.9	70-79.9	80-84.9	85-89.9	90-94.9	95-100	>100	-	-	571.429	285.714	142.857	-	-	-	-	-	0-19.9	20-39.9	40-59.9	60-69.9	70-79.9	80-84.9	85-89.9	90-94.9	95-100	>100	-	-	-	-	1.000.000	-	-	-	-	-
0-19.9	20-39.9	40-59.9	60-69.9	70-79.9	80-84.9	85-89.9	90-94.9	95-100	>100																																																				
266.667	266.667	266.667	133.333	66.667	-	-	-	-	-																																																				
0-19.9	20-39.9	40-59.9	60-69.9	70-79.9	80-84.9	85-89.9	90-94.9	95-100	>100																																																				
-	-	571.429	285.714	142.857	-	-	-	-	-																																																				
0-19.9	20-39.9	40-59.9	60-69.9	70-79.9	80-84.9	85-89.9	90-94.9	95-100	>100																																																				
-	-	-	-	1.000.000	-	-	-	-	-																																																				

[To Contents](#)

Table X3

General explanation	General practice in Danish market
Table A	
Total Balance Sheet Assets	Total balance sheet assets as reported in the interim or annual reports of the issuer, fair value
Total Customer Loans(fair value)	All mortgage credit loans funded by the issue of covered mortgage bonds or mortgage bonds, measured at fair value
Tier 1 Ratio (%)	The tier 1 capital ratio as stipulated in DFSA regulations
Solvency Ratio (%)	The solvency ratio as stipulated in DFSA regulations
Outstanding Covered Bonds (fair value)	The circulating amount of covered bonds (including covered mortgage bonds and mortgage bonds)
Outstanding Senior Unsecured Liabilities	All outstanding senior unsecured liabilities including any intra-group senior unsecured liabilities to finance OC- and LTV-ratio requirements
Senior Secured Bonds	Senior secured bonds – also known as KCB (§15)
Guarantees (e.g. provided by states, municipalities, banks)	All guarantees backing the granted loans provided by e.g. states, municipalities or banks
Net loan losses (Net loan losses and net loan loss provisions)	The item taken from the issuer's profit & loss account
Value of acquired properties / ships (temporary possessions, end quarter)	Value as entered in interim and annual reports and as reported to the DFSA; the lower of the carrying amount at the time of classification and the fair value less selling costs.
Total customer loans (market value)	All mortgage credit loans funded by the issue of covered mortgage bonds or mortgage bonds measured at market value
Maturity	Maturity distribution of all mortgage credit loans
Non-performing loans (See definition in table X1)	Please see definition of Non-performing loans in table X1
Loan loss provisions (sum of total individual and group wise loss provisions, end of quarter)	All individual and group wise loan loss provisions as stated in the issuer's interim and annual accounts

General explanation	General practice in Danish market
Table G1.1	
Nominal cover pool (total value)	Sum of nominal value of covered bonds + Senior secured debt + capital. Capital is: Additional tier 1 capital (e.g. hybrid core capital) and Core tier 1 capital
Over collateralisation	Total value of cover pool - nominal value of covered bonds
Senior secured debt	Total nominal value of senior secured debt
Senior unsecured debt	Issuers senior unsecured liabilities targeted to finance OC- and LTV-ratio requirements in cover pool
Tier 2 capital	Subordinated debt
Additional tier 1 capital (e.g. hybrid core capital)	Hybrid Tier 1 capital (perpetual debt instruments).
Core tier 1 capital	Equity capital and retained earnings.

General explanation	General practice in Danish market	The issuer can elaborate on the applied balance principle. E.g. describe if stricter practice is applied than required by law
Table G3		
General balance principle	The general balance principle does not require a one-to-one balance between the loan and the bonds issued. This gives the credit institution a wider scope for taking liquidity risk than the more strict specific balance principle.	
Specific balance principle	<p>The specific balance principle ensures a one-to-one balance between loans and bonds issued, and is used for the issuance of SDRO, SDO and RO bonds.</p> <p>The specific balance principle de facto implies full cash flow pass through from borrowers to investors. Under this principle daily loan origination is continuously tapped into the market, and the individual borrower loan rate is determined directly by the bond sales price for the corresponding financing amount of bonds. All borrower payments of interest and principal match the interest and principal payments to investors exactly (borrower payments fall due one day prior to the payments to investors). Redemptions take place by borrowers' buy back of the financing bond in the market at market price, or (for callable bonds) by calling the bond at par. In the latter case the borrower prepayment match the bond draw down.</p> <p>Market risks are thus eliminated under this issuance model (i.e. interest rate risk, prepayment risks, liquidity risks and funding risks). Further, asset substitution is not possible under this issuance model.</p>	

General explanation	General practice in Danish market
Table G4	
One-to-one balance between terms of granted loans and bonds issued, i.e. daily tap issuance?	Mortgage banks issue and sell bonds to investors, who then fund the loans. During the loan terms, borrowers make principal and interest payments to mortgage banks which transfer the amounts to investors. Mortgage banks charge a margin from the borrower to cover daily operating costs, potential losses, and to make a profit. The margin is a percentage of the outstanding debt which the borrower pays throughout the loan term. The margin rate corresponds to the interest margin of a bank but is generally lower. The issuance is made on a daily basis.
Pass-through cash flow from borrowers to investors?	Yes, the mortgage bank is an intermediary between persons requiring loans for the purchase of real properties and investors funding the loans by purchasing bonds.
Asset substitution in cover pool allowed?	No, (due to Danish legislation) asset substitution is not allowed/possible.

General explanation	General practice in Danish market
Table M1-M5	
Owner-occupied homes	Privately owned residentials used by the owner, Max LTV are 80 % (legislation).
Holiday houses	Holiday houses for owner's own use or for renting. Max LTV are 60 % (legislation).
Subsidised Housing	Residential renting subsidised by the government. Max LTV 80 %. LTVs above 80 % can be granted against full governmental guarantee.
Cooperative Housing	Residential property owned and administrated by the cooperative and used by the members of the cooperative. Max LTV 80 % (legislation).
Private rental	Residential property, rental to private tenants. Max LTV 80 % (legislation).
Manufacturing and Manual Industries	Industrial and manufacture buildings and warehouses for own use or for rental. Max LTV are 60 % (legislation).
Office and Business	Office property and retail buildings for own use or for rental. Max LTV are 60 % (legislation).
Agriculture	Property and land for agricultural use. Max LTV 70 % (legislation).
Social and cultural purposes	Property used for education, kindergartens, museums and other buildings for public use. Max LTV are 70 % (legislation).
Other	Property, that can not be placed in the categories above. Max LTV are 70 % (legislation).

General explanation	General practice in Danish market
Table M6-M8	
Index Loans	These are loans where instalments and outstanding debt are adjusted with the development of an index which typically reflects trends in consumer prices. The loan type was introduced in Denmark in 1982. All Danish index loans have index semi-annual payment dates (January 1st and July 1st). Index loans are offered as cash loans. The maturity depends on the loan type. Especially the maturity for subsidized housing depends on the size of the future inflation rate.
Fixed-rate loans	The long-term – typically 30-year – fixed-rate, callable loan is considered the most traditional mortgage loan. With this loan, the borrower knows in advance the fixed repayments throughout the term of the loan. The long term fixed-rate mortgage loan has a prepayment option which may be exercised in two ways, i.e. the borrowers may prepay their outstanding debt at a price of 100 (par) or the borrowers may purchase the underlying bonds in the financial markets and deliver them to the mortgage bank. This loan type is also offered with interest-only periods.
Adjustable Rate Mortgages	Adjustable-rate mortgages (ARMs) were introduced in 1996 and the main advantage of ARMs is that interest rates are generally lower than those of fixed-rate loans when raised. The loan rate changes at generally three or six months. In addition, this loan type differs from ARMs as this interest rate depends on a reference rate, i.e. an interest rate determined in another market. The reference rate of DKK-denominated loans is CIBOR (Copenhagen Interbank Offered Rate) or CITA (Copenhagen Interbank Tomorrow/Next Average), an interest rate which is quoted daily by OMX NASDAQ. This loan type is also offered with interest-only periods.
Money market based loans	These are loans where the rate changes at generally three or six months. The reference rate of DKK-denominated loans is CIBOR (Copenhagen Interbank Offered Rate) or CITA (Copenhagen Interbank Tomorrow/Next Average), an interest rate which is quoted daily by OMX NASDAQ.
Non Capped floaters	It is possible to get a loan with a floating interest rate which cannot exceed a certain level (cap). In this way, the borrower hedges against major interest rate increases. If a loan has a cap of 6%, then the interest rate can never be higher than 6%. The loan rate will track CIBOR (or Euribor / Cita), as long as it does not exceed 6%. A floating-rate loan may be prepaid in two ways: either at an agreed price – typically 100 or 105 – or the borrower may buy the underlying bonds at market price.
Capped floaters	
Other	Any other loan types, which not comply with the above mentioned.

General explanation	General practice in Danish market
Table M9-10	
Seasoning	Seasoning defined by duration of customer relationship, calculated from the first disbursement of a mortgage loan.

Further information	Link or information
In 2014 the Danish covered bond legislation was changed in order to address refinancing risk. Please find information via following link	https://finansdanmark.dk/media/8114/Overview_of_the_new_Danish_covered_bond_legislation_addressing_refinancing_risk.pdf